


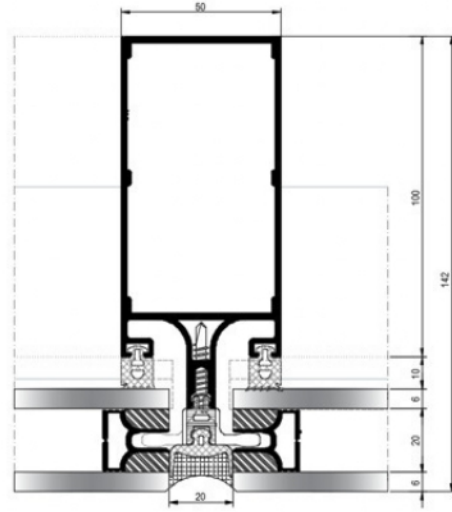

# MİMARİ KATALOG

## ARCHITECTURAL CATALOGUE

Alüminyum Kapı Pencere ve Giydirme Cephe Sistemleri  
Aluminium Window Doors and Facade Systems



# 093



TEKNİK ÖZELLİKLERİ / TECHNICAL PROPERTIES

PROFİL GENİŞLİĞİ / PROFILE WIDTH	50 mm
DİKME DERİNLİKLERİ / MULLION DEPTHS	min. 44mm - max. 209,7mm
KAYIT DERİNLİKLERİ / TRANSOM DEPTHS	min. 60mm - max. 216,3mm
PROFİL ET KALINLIĞI / PROFILE WALL THICKNESS	1,8 / 2,4 / 2,5 / 2,7 / 3 mm
MAX. CAM KALINLIĞI / MAX. GLASS THICKNESS	36mm
ISI BARIYERLERİ / THERMAL INSULATION BAR	14,8mm

KULLANIM SEÇENEKLERİ / APPLICATION ALTERNATIVES

KAPAKLI CEPHE / FACADE WITH CAP	*
SİLİKON CEPHE / STRUCTURAL GLAZING	*
YARI KAPAKLI CEPHE / TWO SIDE	*
DIŞA AÇILIM GİZLİ KANAT / OUTWARD OPENING HIDDEN VENT	*



PERFORMANS DEĞERLERİ / PERFORMANCE VALUES

KAPAKLI CEPHE / FACADE WITH CAP

HAVA GEÇİRGENLİĞİ - EN 12152 (AIR PERMEABILITY)	1 (150 Pa)	2 (300 Pa)	3 (450 Pa)	4 (600 Pa)		
SU SIZDIRMAZLIĞI - EN 12154 (WATERTIGHTNESS)	R4 (150 Pa)	R5 (300 Pa)	R6 (450 Pa)	R7 (600 Pa)	RE... (600+ Pa)	RE900 (900 Pa)
RÜZGAR YÜKÜNE DAYANIM - EN 13830 (RESISTANCE TO WIND LOAD)	± 1320 Pa					
KAPAKLI SİSTEM UF DEĞERİ - EN 10077-2 (THERMAL INSULATION VALUE)						1,75 ~2,15 W/M²K
SİSTEM SES YALITIMI - TS EN ISO 717 - 1 (ACOUSTIC PERFORMANCE VALUE)						32,7 (-1,5: -3,7) Db



**PERFORMANS DEĞERLERİ / PERFORMANCE VALUES**

**SİLİKON CEPHE / STRUCTURAL GLAZING**

HAVA GEÇİRGENLİĞİ - EN 12152 (AIR PERMEABILITY)	1 (150 Pa)	2 (300 Pa)	3 (450 Pa)	4 (600 Pa)		
SU SIZDIRMAZLIĞI - EN 12154 (WATERTIGHTNESS)	R4 (150 Pa)	R5 (300 Pa)	R6 (450 Pa)	R7 (600 Pa)	RE... (600+ Pa)	RE900 (900 Pa)
RÜZGAR YÜKÜNE DAYANIM - EN 13830 (RESISTANCE TO WIND LOAD)	± 1320 Pa					
SİLİKONLU SİSTEM UF DEĞERİ- EN 10077-2 (THERMAL INSULATION VALUE)	 4,68 ~5,42 W/M²K					
SİSTEM SES YALITIMI - TS EN ISO 717 - 1 (ACOUSTIC PERFORMANCE VALUE)	 33,5 (-1,6: -4,1) Db					

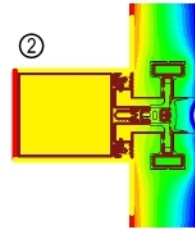
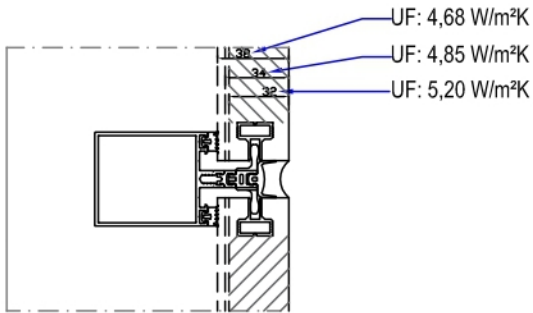
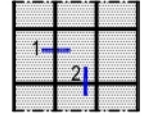
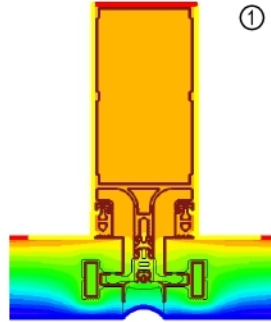
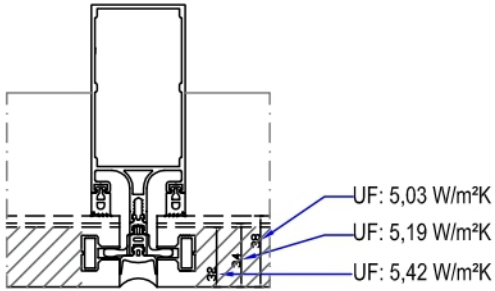
**PERFORMANS DEĞERLERİ / PERFORMANCE VALUES**

**YARI KAPAKLI CEPHE / TWO SIDE SYSTEM**

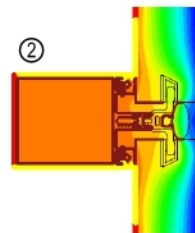
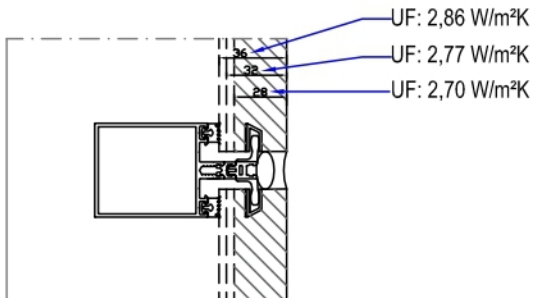
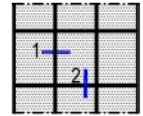
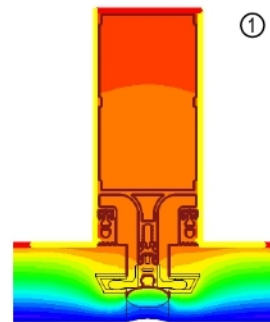
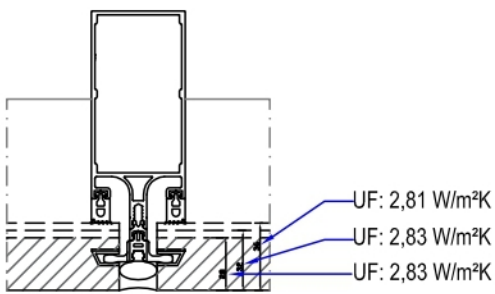
HAVA GEÇİRGENLİĞİ - EN 12152 (AIR PERMEABILITY)	1 (150 Pa)	2 (300 Pa)	3 (450 Pa)	4 (600 Pa)		
SU SIZDIRMAZLIĞI - EN 12154 (WATERTIGHTNESS)	R4 (150 Pa)	R5 (300 Pa)	R6 (450 Pa)	R7 (600 Pa)	RE... (600+ Pa)	RE900 (900 Pa)
RÜZGAR YÜKÜNE DAYANIM - EN 13830 (RESISTANCE TO WIND LOAD)	± 1320 Pa					
YARI KAPAKLI SİSTEM UF DEĞERİ- EN 10077-2 (THERMAL INSULATION VALUE)	 1,75 ~5,42 W/M²K					
SİSTEM SES YALITIMI - TS EN ISO 717 - 1 (ACOUSTIC PERFORMANCE VALUE)	 33,8 (-1,9: -3,3) Db					

## ISI YALITIM DEĞERLERİ (UF) / THERMAL INSULATION VALUE (UF):

SİLİKON CEPHE ( STRUCTURAL GLAZING SYSTEM )

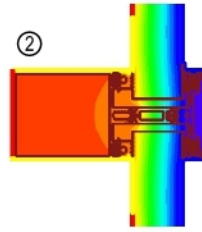
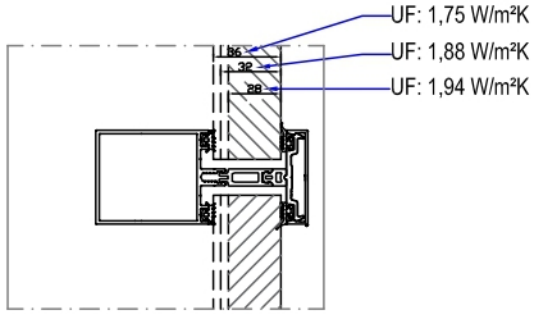
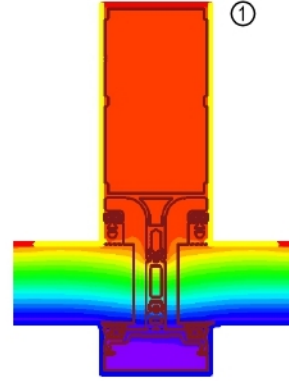
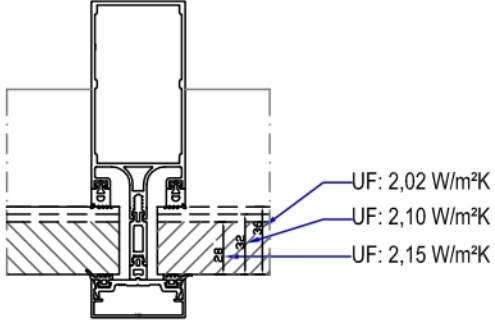


SİLİKON CEPHE ( STRUCTURAL GLAZING SYSTEM )



ISI YALITIM DEĞERLERİ (UF) / THERMAL INSULATION VALUE (UF):

KAPAKLI CEPHE ( COVER CAP SYSTEM )



# MİMARİ KATALOG

## ARCHITECTURAL CATALOGUE

Alüminyum Kapı Pencere ve Giydirme Cephe Sistemleri  
Aluminium Window Doors and Facade Systems



# E50

PROFİLLER

PROFILES

01

02

03

04

05

06

07

08

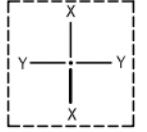
09

10

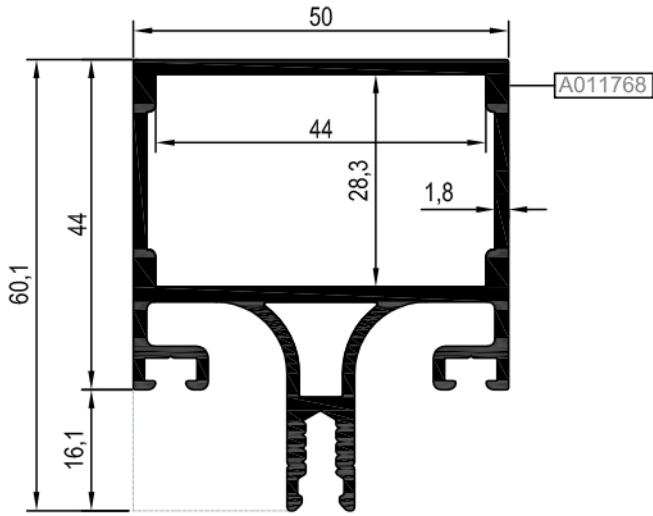
DÜŞEY PROFİLLER  
MULLION PROFILES

E50

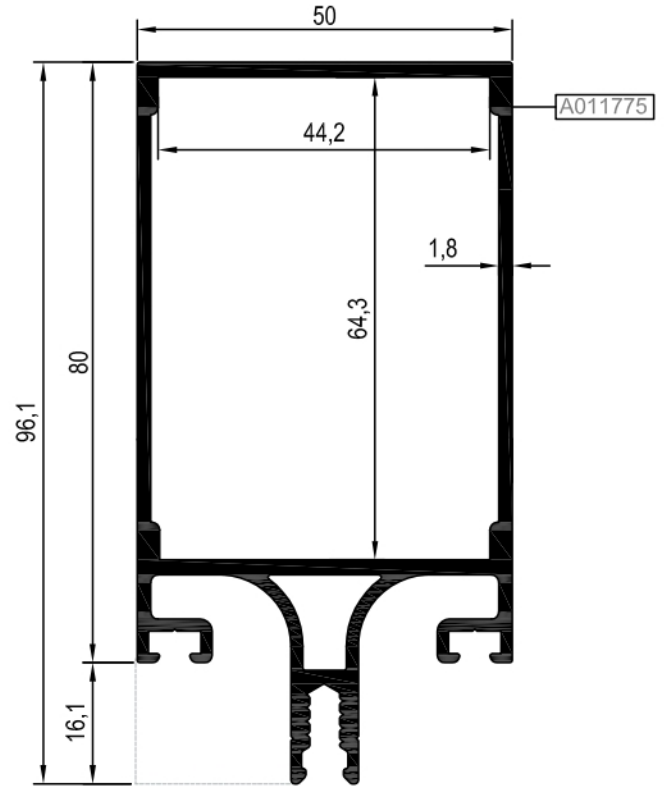
KOD / CODE	AĞIRLIK (kg/m) / WEIGHT	Jxx cm <sup>4</sup>	Jyy cm <sup>4</sup>	Wx cm <sup>3</sup>	Wy cm <sup>3</sup>	L m
E50 M 12	1,798	61,851	22,873	13,806	9,149	6
E50 M 13	1,448	15,914	15,375	4,764	6,150	6



E50 M 13



E50 M 12

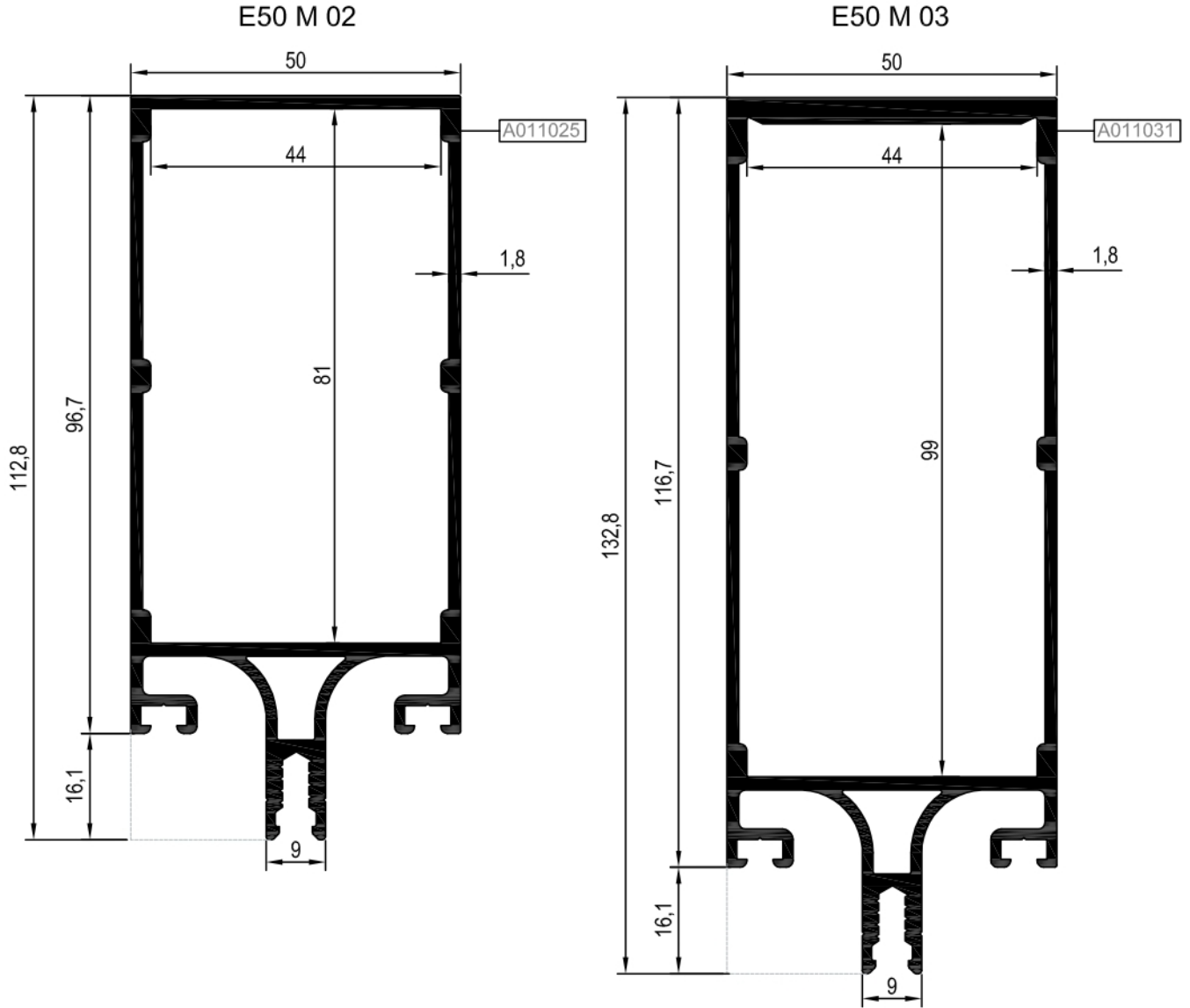
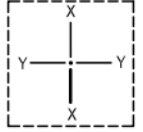


Nr	DÜŞEY BAĞLANTI PROFİLİ / MULLION CONNECTION PROFILE			KESİM ÖLÇÜSÜ CUTTING SIZE	DÜŞEY BAĞLANTI KAPAĞI MULLION CONNECTION CAP
	PROFİL KODU / PROFILE CODE	AKSESUAR KODU / ACCESSORY CODE			
E50 M 13	A011768	R50 C 22	06.02.28	21,8 mm	04.10.38
E50 M 12	A011775	R50 C 22	06.02.27	57,8 mm	04.10.38

DÜŞEY PROFİLLER  
MULLION PROFILES

# E50

KOD / CODE	AĞIRLIK (kg/m) / WEIGHT	Jxx cm <sup>4</sup>	Jyy cm <sup>4</sup>	Wx cm <sup>3</sup>	Wy cm <sup>3</sup>	L m
E50 M 02	1,992	97,340	26,972	16,881	10,789	6
E50 M 03	2,437	188,046	32,821	26,611	13,128	6



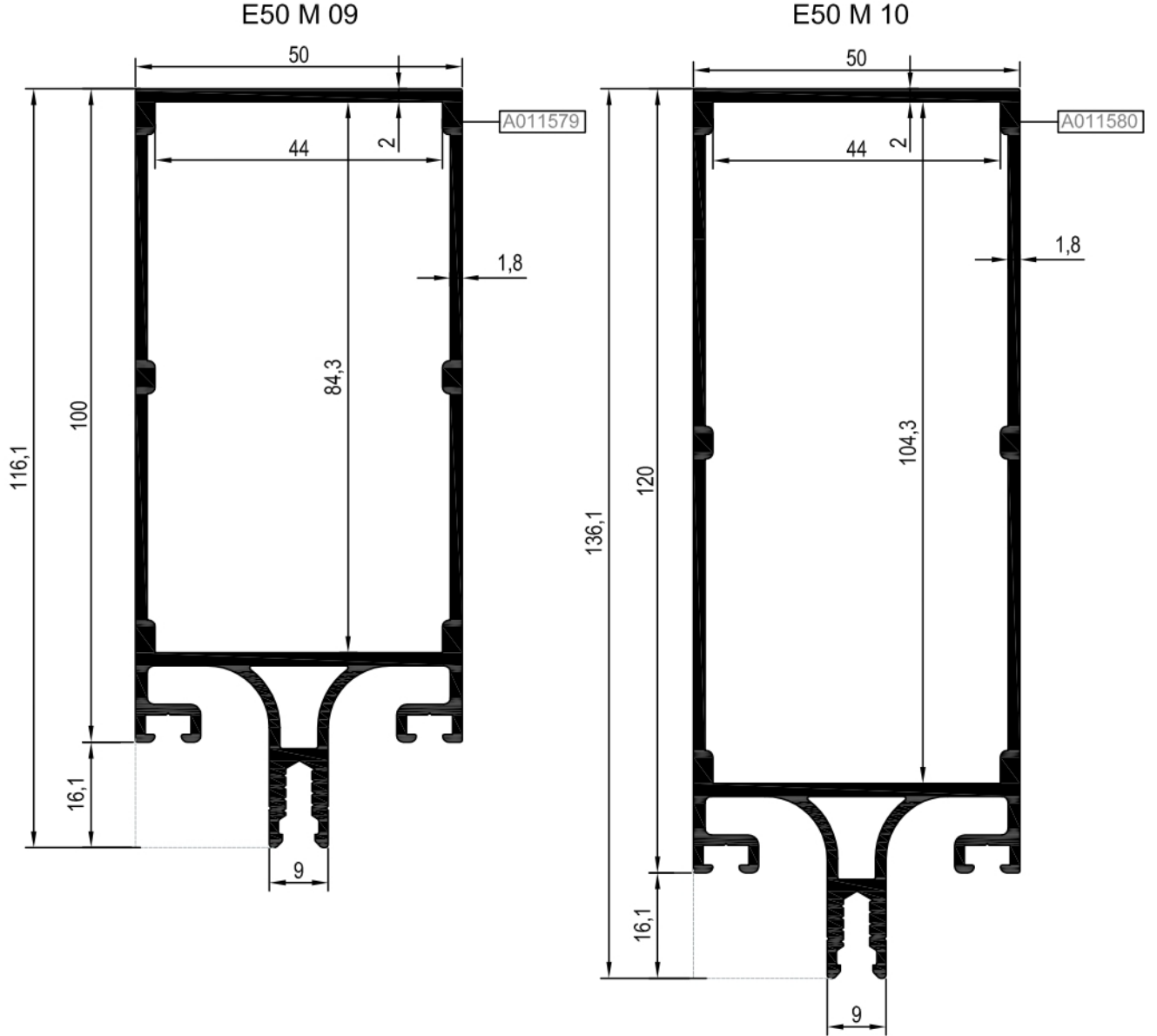
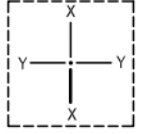
Nr	DÜŞEY BAĞLANTI PROFİLİ / MULLION CONNECTION PROFILE		KESİM ÖLÇÜSÜ CUTTING SIZE	DÜŞEY BAĞLANTI KAPAĞI MULLION CONNECTION CAP	
	PROFİL KODU / PROFILE CODE	AKSESUAR KODU / ACCESSORY CODE			
E50 M 02	A011025	R50 C 22	06.02.02	74,5 mm	04.10.38
E50 M 03	A011031	R50 C 22	06.02.03	92,5 mm	04.10.38



DÜŞEY PROFİLLER  
MULLION PROFILES

E50

KOD / CODE	AĞIRLIK (kg/m) / WEIGHT	Jxx cm4	Jyy cm4	Wx cm3	Wy cm3	L m
E50 M 09	2,025	105,048	27,680	18,559	11,072	6
E50 M 10	2,220	163,067	31,844	24,933	12,737	6

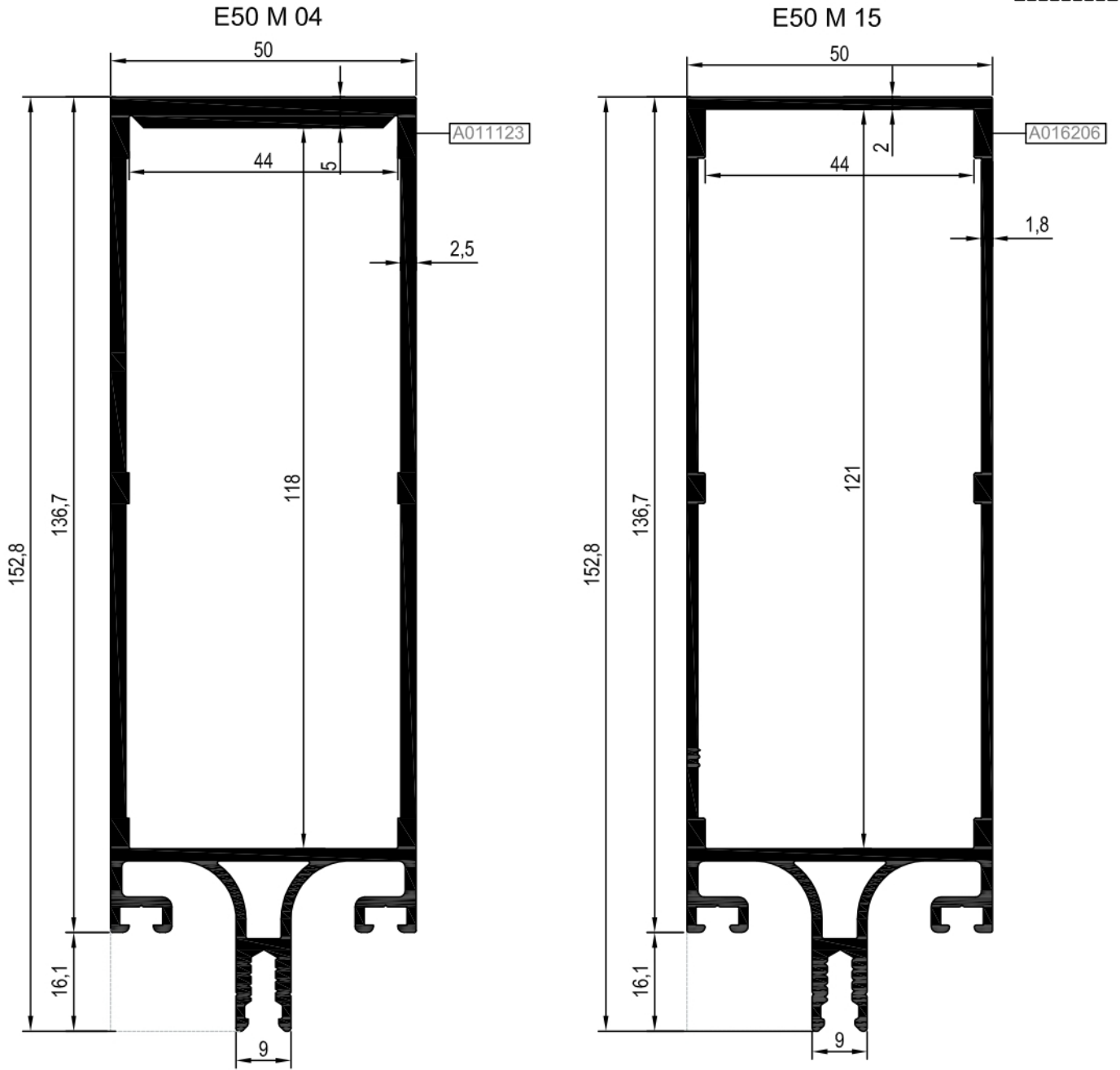
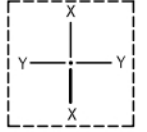


Nr	DÜŞEY BAĞLANTI PROFİLİ / MULLION CONNECTION PROFILE			KESİM ÖLÇÜSÜ CUTTING SIZE	DÜŞEY BAĞLANTI KAPAĞI MULLION CONNECTION CAP
	PROFİL KODU / PROFILE CODE	AKSESUAR KODU / ACCESSORY CODE			
E50 M 09	A011579	R50 C 22	06.02.24	77,8 mm	04.10.38
E50 M 10	A011580	R50 C 22	06.02.25	97,8 mm	04.10.38

DÜŞEY PROFİLLER  
MULLION PROFILES

E50

KOD / CODE	AĞIRLIK (kg/m) / WEIGHT	Jxx cm <sup>4</sup>	Jyy cm <sup>4</sup>	Wx cm <sup>3</sup>	Wy cm <sup>3</sup>	L m
E50 M 04	3,139	306,014	45,218	36,561	18,087	6
E50 M 15	2,405	227,102	35,802	30,897	14,325	6

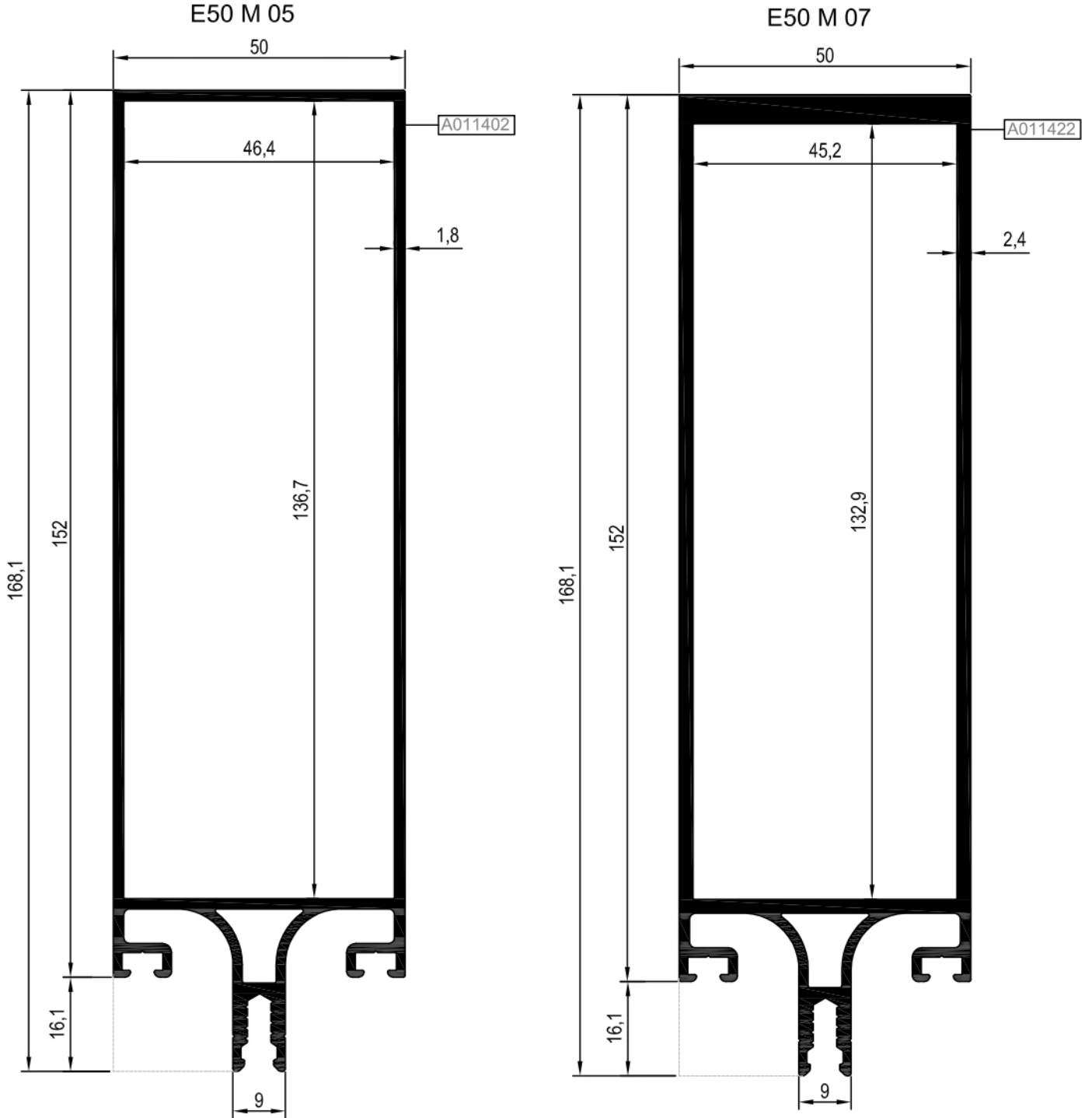
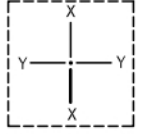


Nr	DÜŞEY BAĞLANTI PROFİLİ / MULLION CONNECTION PROFILE		KESİM ÖLÇÜSÜ CUTTING SIZE	DÜŞEY BAĞLANTI KAPAĞI MULLION CONNECTION CAP	
	PROFİL KODU / PROFILE CODE	AKSESUAR KODU / ACCESSORY CODE			
E50 M 04	A011123	R50 C 22	06.02.04	111,5 mm	04.10.38
E50 M 15	A016206	R50 C 22	06.02.30	114,3 mm	04.10.38

DÜŞEY PROFİLLER  
MULLION PROFILES

E50

KOD / CODE	AĞIRLIK (kg/m) / WEIGHT	Jxx cm <sup>4</sup>	Jyy cm <sup>4</sup>	Wx cm <sup>3</sup>	Wy cm <sup>3</sup>	L m
E50 M 05	2,388	268,608	36,450	34,130	14,580	6
E50 M 07	3,297	396,871	47,977	43,853	19,190	6

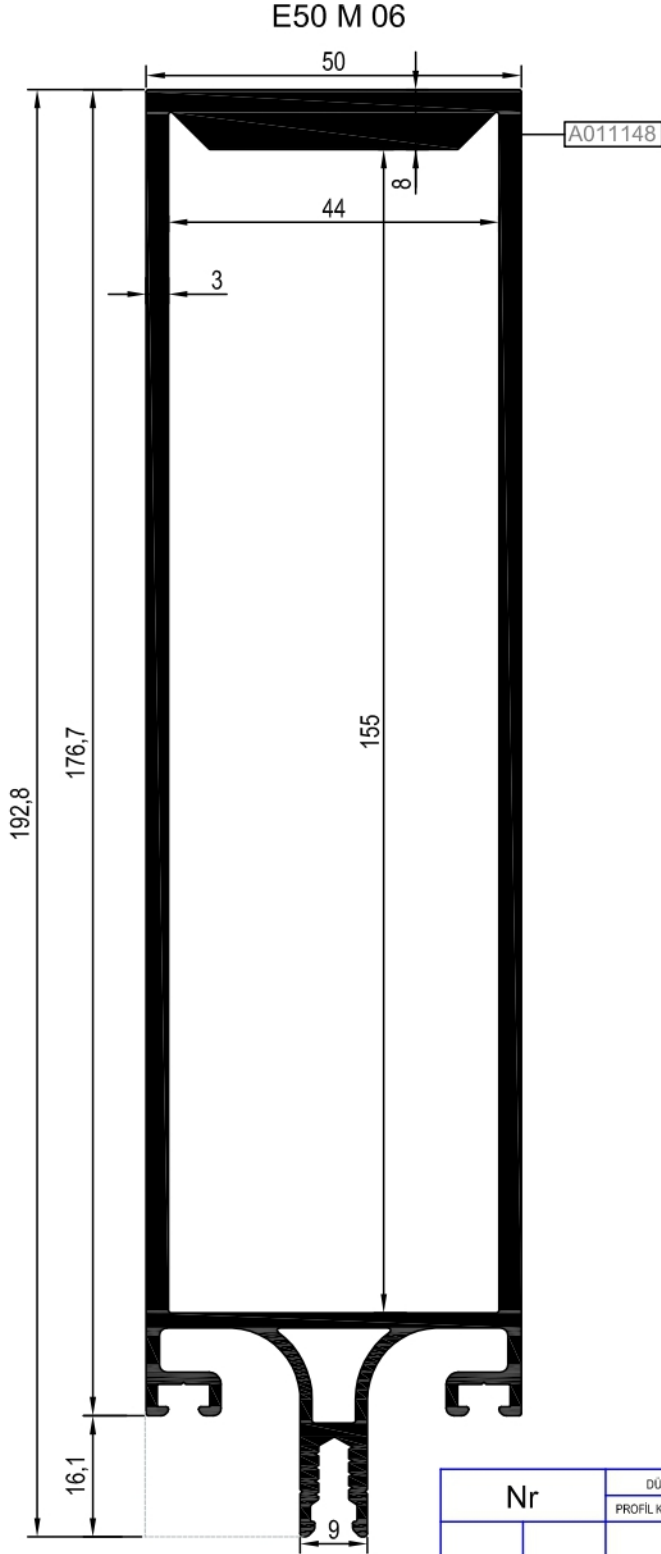
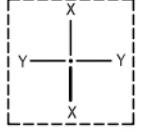


Nr	DÜŞEY BAĞLANTI PROFİLİ / MULLION CONNECTION PROFILE			KESİM ÖLÇÜSÜ CUTTING SIZE	DÜŞEY BAĞLANTI KAPAĞI MULLION CONNECTION CAP
	PROFİL KODU / PROFILE CODE	AKSESUAR KODU / ACCESSORY CODE			
E50 M 05	A011402	R50 C 22	06.02.22	130,0 mm	04.10.38
E50 M 07	A011422	R50 C 22	06.02.23	126,2 mm	04.10.38

DÜŞEY PROFİLLER  
MULLION PROFILES

E50

KOD / CODE	AĞIRLIK (kg/m) / WEIGHT	Jxx cm4	Jyy cm4	Wx cm3	Wy cm3	L m
E50 M 06	4,361	665,914	64,750	60,781	25,900	6

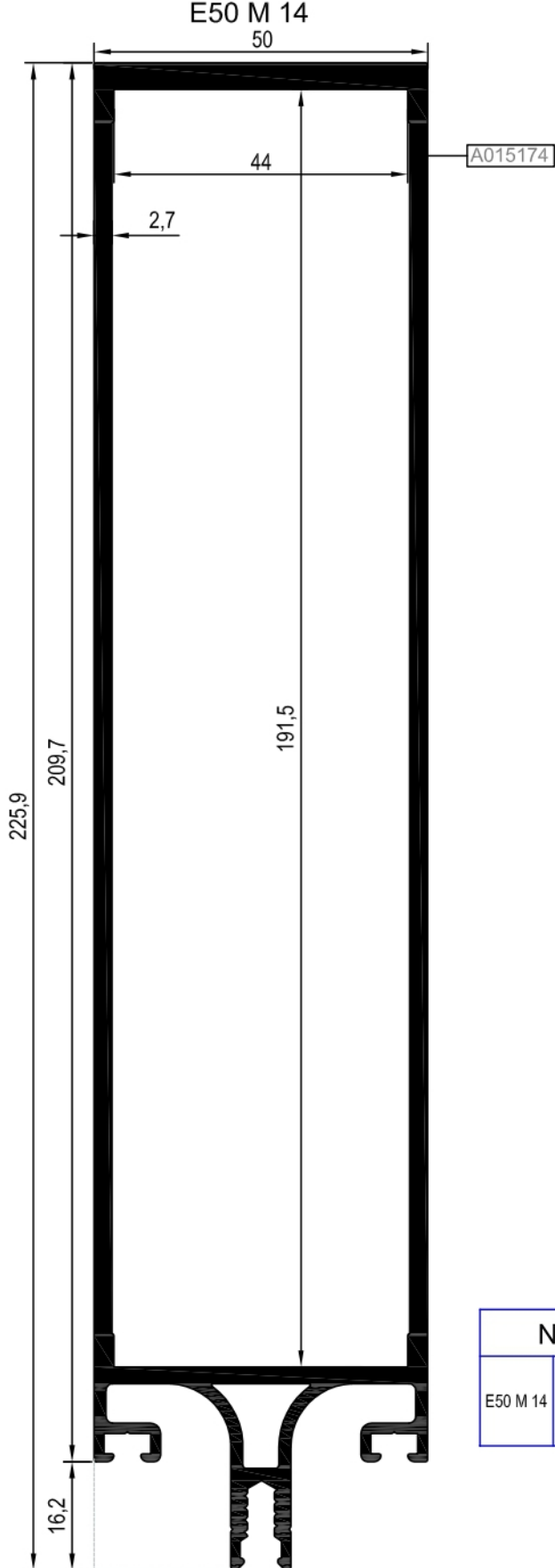
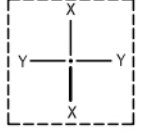


Nr	DÜŞEY BAĞLANTI PROFİLİ / MULLION CONNECTION PROFILE		KESİM ÖLÇÜSÜ CUTTING SIZE	DÜŞEY BAĞLANTI KAPAĞI MULLION CONNECTION CAP
	PROFİL KODU / PROFILE CODE	AKSESUAR KODU / ACCESSORY CODE		
E50 M 06	A011148	R50 C 22	148,3 mm	04.10.38

DÜŞEY PROFİLLER  
MULLION PROFILES

E50

KOD / CODE	AĞIRLIK (kg/m) / WEIGHT	Jxx cm4	Jyy cm4	Wx cm3	Wy cm3	L m
E50 M 14	4,279	868,971	69,075	74,833	27,630	6

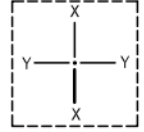


Nr	DÜŞEY BAĞLANTI PROFİLİ / MULLION CONNECTION PROFILE		KESİM ÖLÇÜSÜ CUTTING SIZE	DÜŞEY BAĞLANTI KAPAĞI MULLION CONNECTION CAP	
	PROFİL KODU / PROFILE CODE	AKSESUAR KODU / ACCESSORY CODE			
E50 M 14	A015174	R50 C 22	06.02.29	184,8 mm	04.10.38

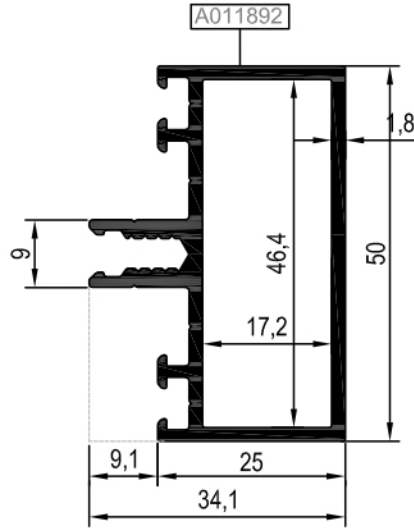
YATAY PROFİLLER  
TRANSOM PROFILES

E50

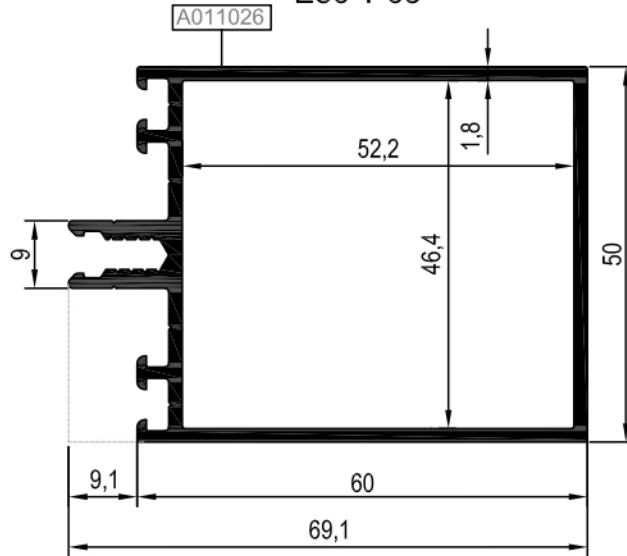
KOD / CODE	AĞIRLIK (kg/m) / WEIGHT	Jxx cm4	Jyy cm4	Wx cm3	Wy cm3	L m
E50 T 13	0,909	3,410	8,791	1,174	3,516	6
E50 T 03	1,252	25,387	16,117	7,327	6,447	6



E50 T 13



E50 T 03



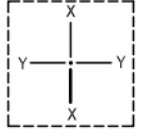
Nr	DÜŞEY BAĞLANTI PROFİLİ / MULLION CONNECTION PROFILE		KESİM ÖLÇÜSÜ / CUTTING SIZE
	PROFİL KODU / PROFILE CODE	AKSESUAR KODU / ACCESSORY CODE	
E50 T 13	R50 C 06	05.02.18	16,7 mm
	TPV	04.22.12	19,0 mm
E50 T 03	R50 C 06	05.02.03	51,9 mm
	TPV	04.22.03	54,0 mm

Nr	DÜŞEY BAĞLANTI PROFİLİ / MULLION CONNECTION PROFILE		KESİM ÖLÇÜSÜ / CUTTING SIZE
	PROFİL KODU / PROFILE CODE	AKSESUAR KODU / ACCESSORY CODE	
E50 T 03	R50 C 12	05.03.03	50,9 mm
	R50 C 11	05.03.13	51,9 mm
	TPV	04.23.T03	55,0 mm

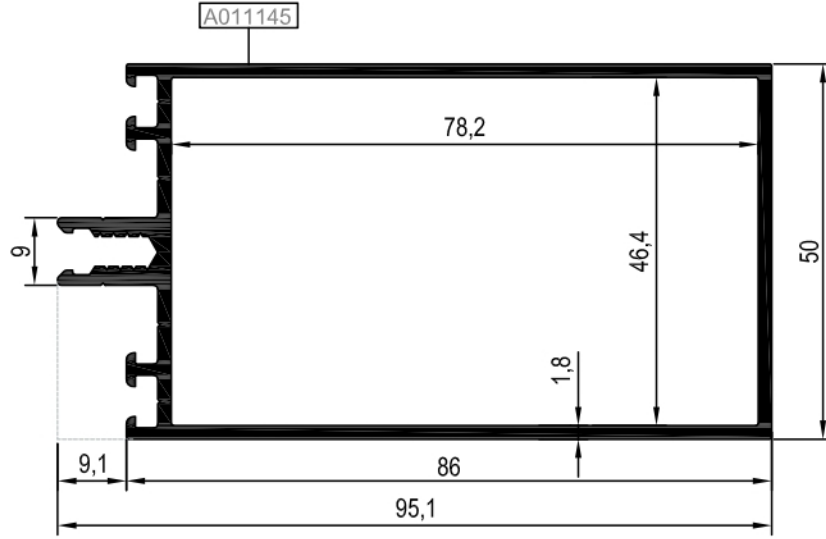
YATAY PROFİLLER  
TRANSOM PROFILES

# E50

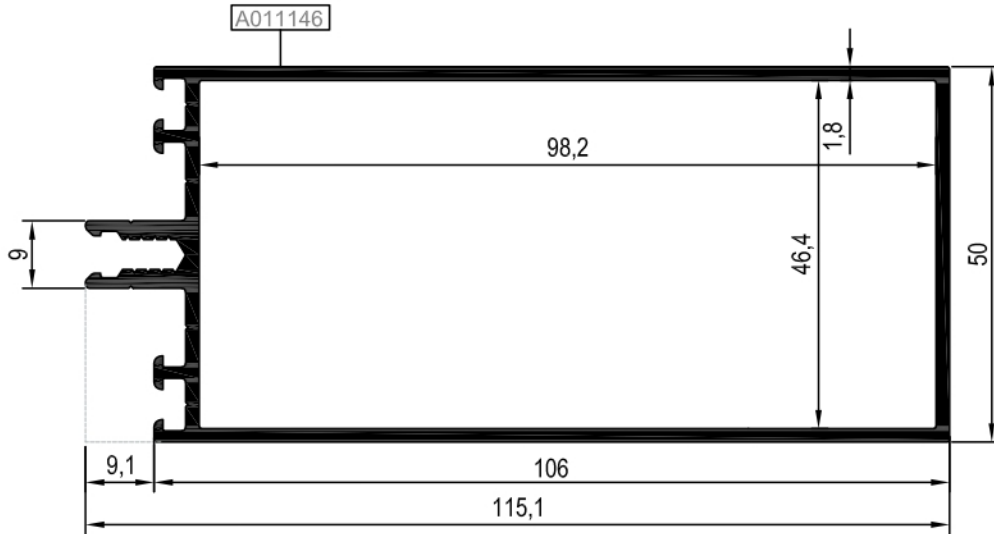
KOD / CODE	AĞIRLIK (kg/m) / WEIGHT	Jxx cm <sup>4</sup>	Jyy cm <sup>4</sup>	Wx cm <sup>3</sup>	Wy cm <sup>3</sup>	L m
E50 T 04	1,505	59,374	21,556	12,224	8,622	6
E50 T 05	1,700	98,056	25,740	16,567	10,296	6



E50 T 04



E50 T 05



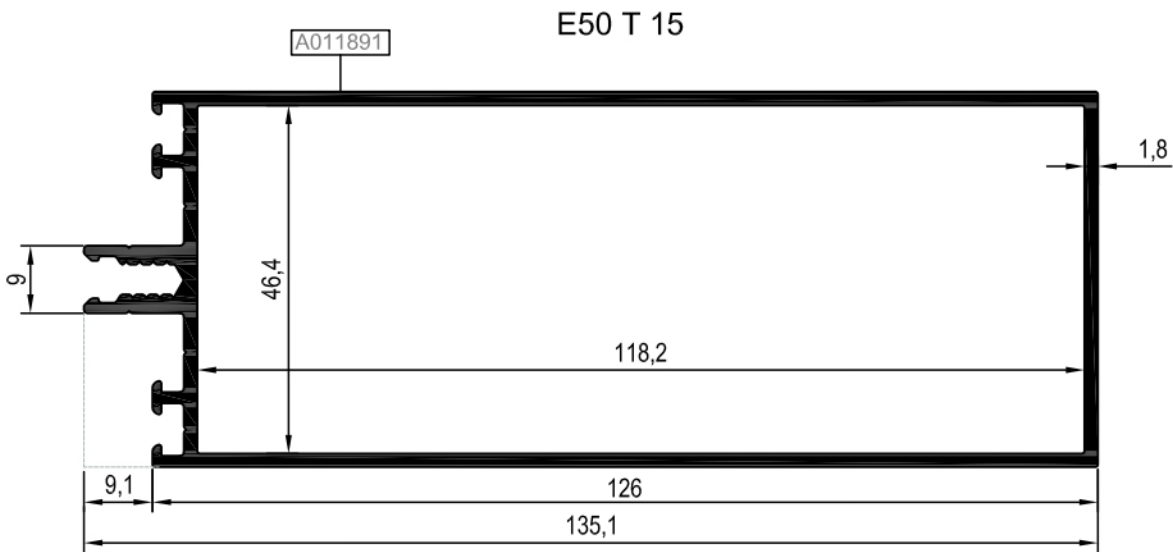
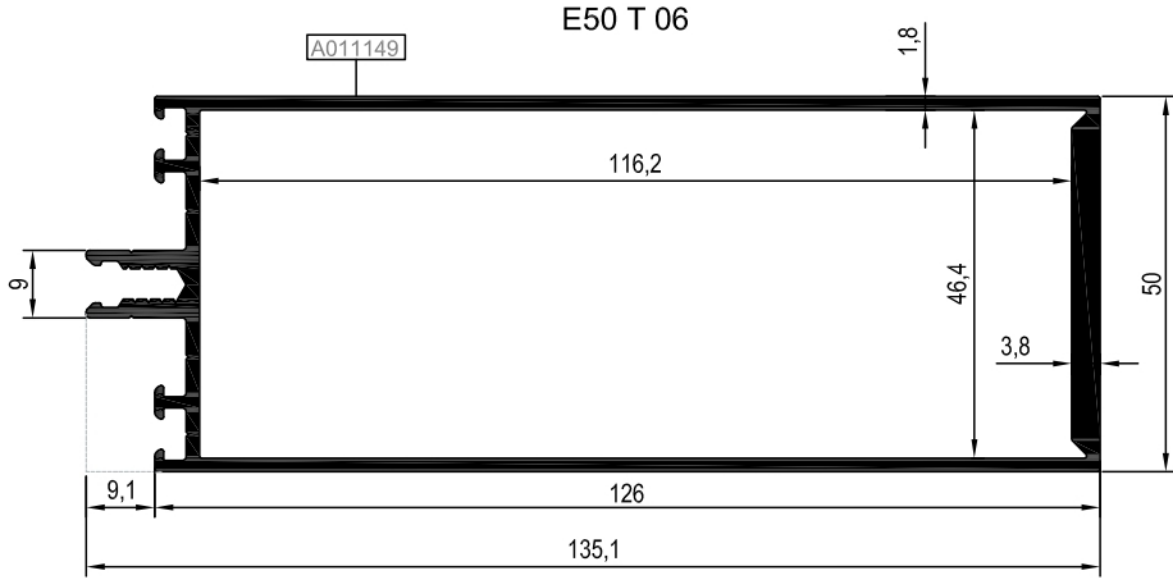
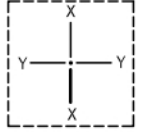
Nr	DÜŞEY BAĞLANTI PROFİLİ / MULLION CONNECTION PROFILE		KESİM ÖLÇÜSÜ / CUTTING SIZE
	PROFİL KODU / PROFILE CODE	AKSESUAR KODU / ACCESSORY CODE	
E50 T 04	R50 C 06	05.02.04	77,8 mm
	TPV	04.22.04	80,0 mm
E50 T 05	R50 C 06	05.02.05	97,8 mm
	TPV	04.22.05	100,0 mm

Nr	DÜŞEY BAĞLANTI PROFİLİ / MULLION CONNECTION PROFILE		KESİM ÖLÇÜSÜ / CUTTING SIZE
	PROFİL KODU / PROFILE CODE	AKSESUAR KODU / ACCESSORY CODE	
E50 T 04	R50 C 12	05.03.04	76,9 mm
	R50 C 11	05.03.14	77,8 mm
	TPV	04.23.T04	81,0 mm
E50 T 05	R50 C 12	05.03.05	96,9 mm
	R50 C 11	05.03.15	97,8 mm
	TPV	04.23.T05	101,0 mm

YATAY PROFİLLER  
TRANSOM PROFILES

# E50

KOD / CODE	AĞIRLIK (kg/m) / WEIGHT	Jxx cm4	Jyy cm4	Wx cm3	Wy cm3	L m
E50 T 06	2,131	183,984	31,319	25,252	12,528	6
E50 T 15	1.894	149,170	29,919	22,781	11,967	6



Nr	DÜŞEY BAĞLANTI PROFİLİ / MULLION CONNECTION PROFILE		KESİM ÖLÇÜSÜ / CUTTING SIZE
	PROFİL KODU / PROFILE CODE	AKSESUAR KODU / ACCESSORY CODE	
E50 T 06	R50 C 06	05.02.06	115,8 mm
	TPV	04.22.06	120,0 mm
E50 T 15	R50 C 06	05.02.10	117,7 mm
	TPV	04.22.06	120,0 mm

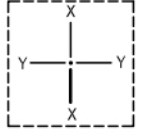
Nr	DÜŞEY BAĞLANTI PROFİLİ / MULLION CONNECTION PROFILE		KESİM ÖLÇÜSÜ / CUTTING SIZE
	PROFİL KODU / PROFILE CODE	AKSESUAR KODU / ACCESSORY CODE	
E50 T 06	R50 C 12	05.03.06	116,9 mm
	R50 C 11	05.03.16	115,8 mm
	TPV	04.23.T06	120,0 mm



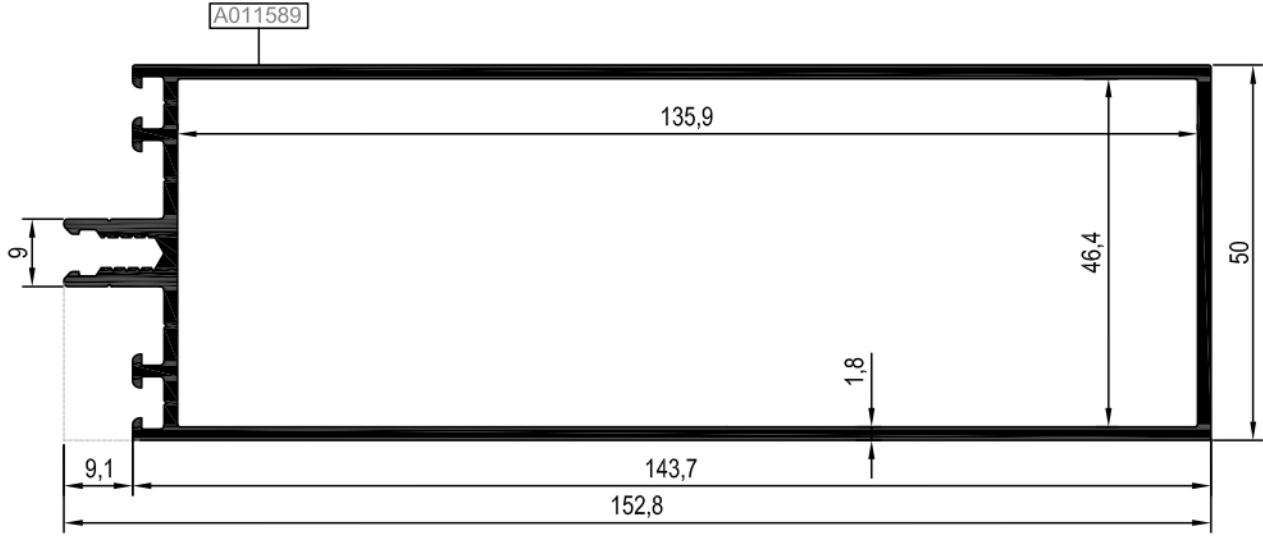
YATAY PROFİLLER  
TRANSOM PROFILES

# E50

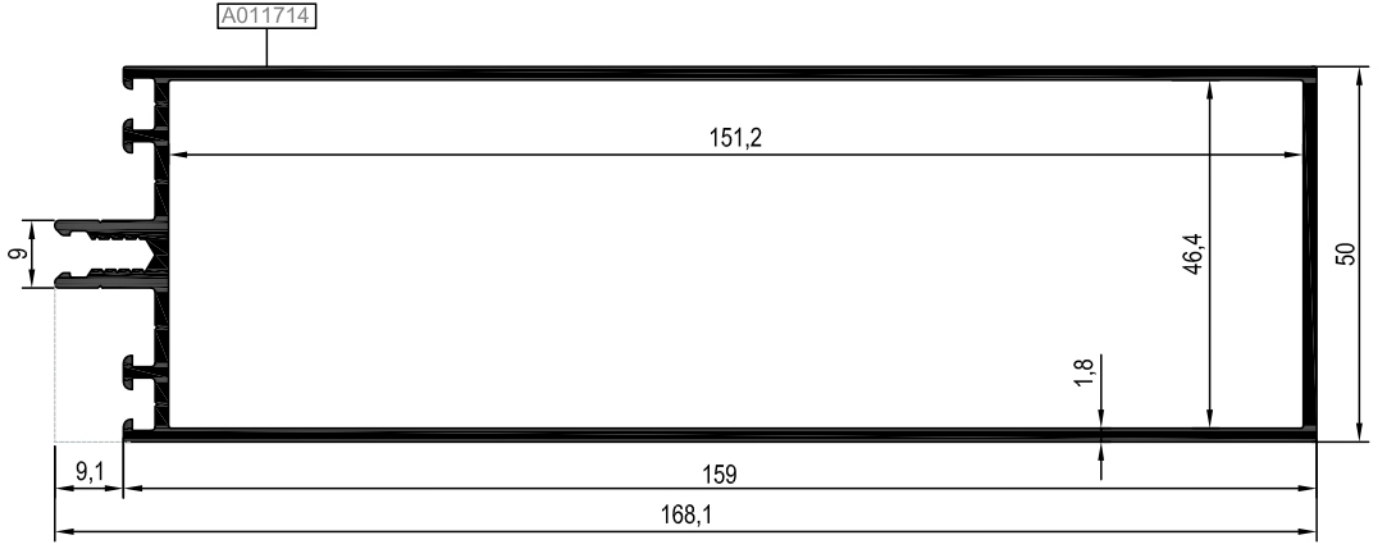
KOD / CODE	AĞIRLIK (kg/m) / WEIGHT	Jxx cm <sup>4</sup>	Jyy cm <sup>4</sup>	Wx cm <sup>3</sup>	Wy cm <sup>3</sup>	L m
E50 T 09	2,068	206,142	33,626	27,894	13,450	6
E50 T 10	2,217	264,919	36,827	32,585	14,730	6



E50 T 09



E50 T 10



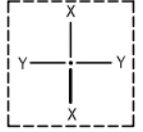
Nr	DÜŞEY BAĞLANTI PROFİLİ		MULLION CONNECTION PROFILE		KESİM ÖLÇÜSÜ CUTTING SIZE
	PROFİL KODU / PROFILE CODE	AKSESUAR KODU / ACCESSORY CODE	PROFİL KODU / PROFILE CODE	AKSESUAR KODU / ACCESSORY CODE	
E50 T 09	R50 C 06		05.02.11		135,5 mm
	TPV		04.22.08		137,5 mm
E50 T 10	R50 C 06		05.02.14		150,8 mm
	TPV		04.22.07		153,0 mm

Nr	DÜŞEY BAĞLANTI PROFİLİ		MULLION CONNECTION PROFILE		KESİM ÖLÇÜSÜ CUTTING SIZE
	PROFİL KODU / PROFILE CODE	AKSESUAR KODU / ACCESSORY CODE	PROFİL KODU / PROFILE CODE	AKSESUAR KODU / ACCESSORY CODE	
E50 T 09	R50 C 12		05.03.09		134,6 mm
	R50 C 11		05.03.18		135,5 mm
	TPV		04.23.T09		137,7 mm

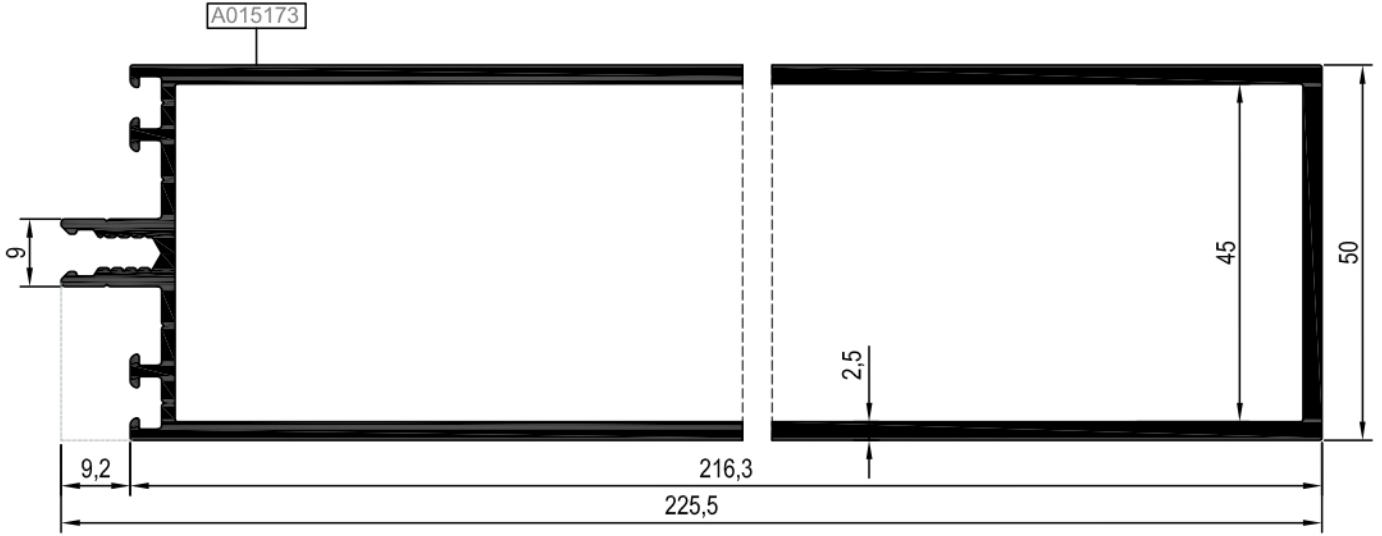
YATAY PROFİLLER  
TRANSOM PROFILES

# E50

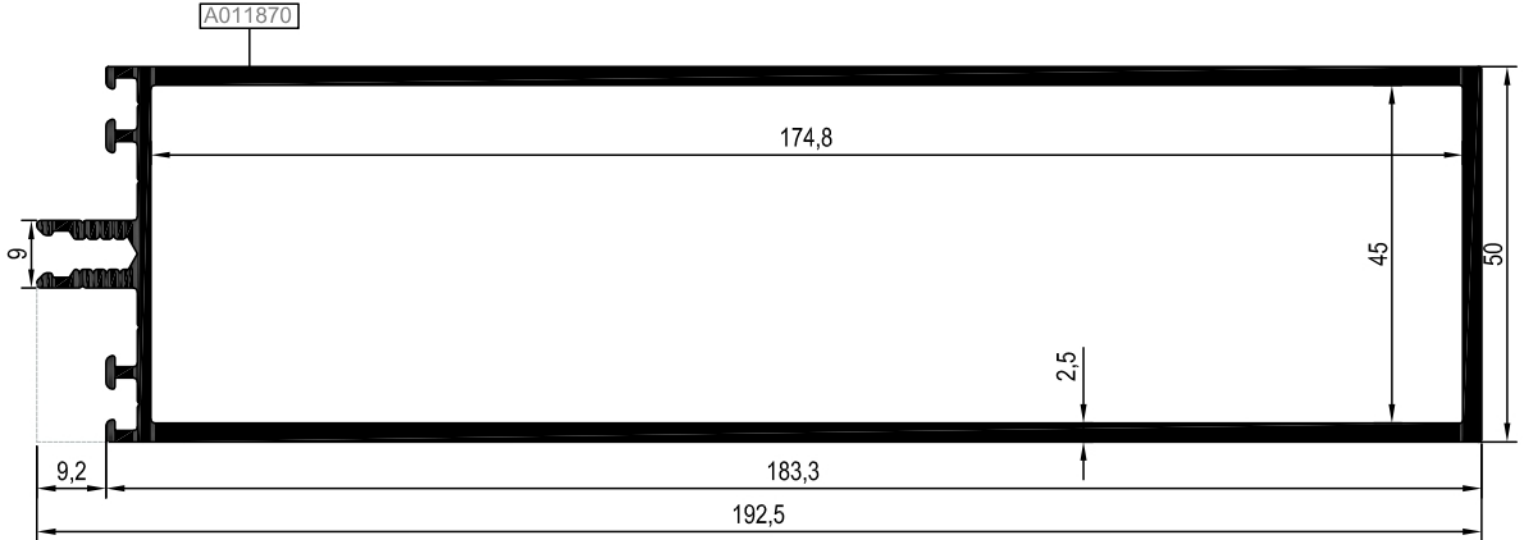
KOD / CODE	AĞIRLIK (kg/m) / WEIGHT	Jxx cm4	Jyy cm4	Wx cm3	Wy cm3	L m
E50 T 11	3,652	721,537	64,581	63,180	25,830	6
E50 T 12	3,205	470,651	55,268	48,113	22,108	6



E50 T 11



E50 T 12

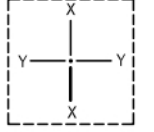


Nr	DÜŞEY BAĞLANTI PROFİLİ		MULLION CONNECTION PROFILE		KESİM ÖLÇÜSÜ CUTTING SIZE	
	PROFİL KODU / PROFILE CODE	AKSESUAR KODU / ACCESSORY CODE	PROFİL KODU / PROFILE CODE	AKSESUAR KODU / ACCESSORY CODE		
E50 T 11	A015173	R50 C 23	05.02.16	207,4 mm	207,2 mm	
		TPV	04.22.11	210,3 mm		207,4 mm
E50 T 12	A011870	R50 C 23	05.02.17	174,4 mm	174,2 mm	
		TPV	04.22.10	177,3 mm		174,4 mm
		R50 C 21	05.09.02	174,4 mm		177,3 mm

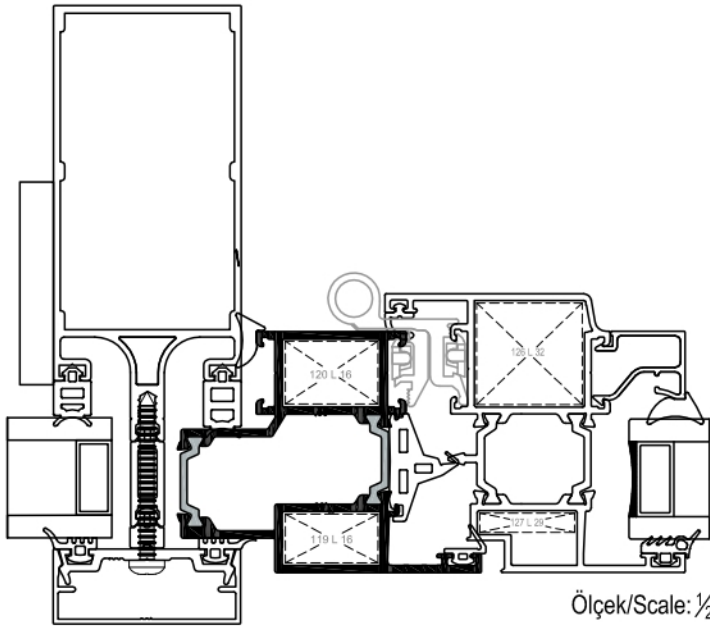
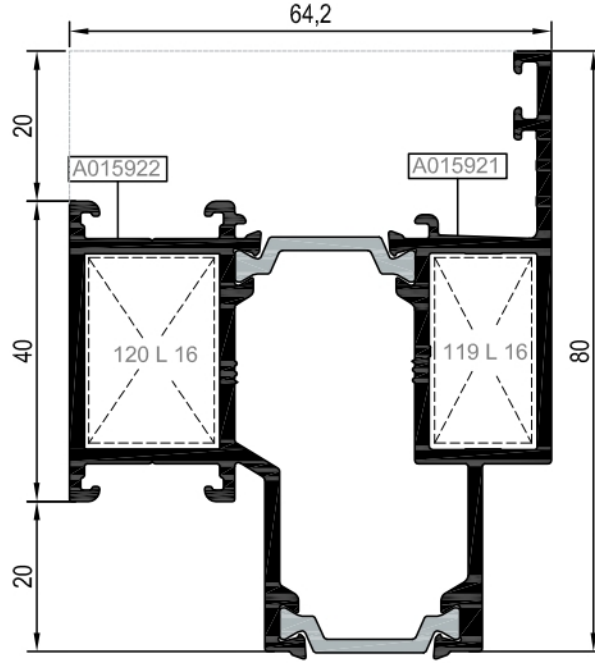
KASA PROFİLLERİ  
FRAME PROFILES



E50

KOD / CODE	AĞIRLIK (kg/m) / WEIGHT	Jxx cm <sup>4</sup>	Jyy cm <sup>4</sup>	Wx cm <sup>3</sup>	Wy cm <sup>3</sup>	L m
AT64F13	1,921	23,545	24,086	---	---	6



AT64F13

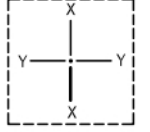


Nr		 L m	KESİM ÖLÇÜSÜ CUTTING SIZE	 AKS. KODU ACS. CODE
AT64F13	A015922	25 L 16 (A002061)	17,7 mm	120 L 16
	A015921	25 L 16 (A002061)	13,9 mm	119 L 16

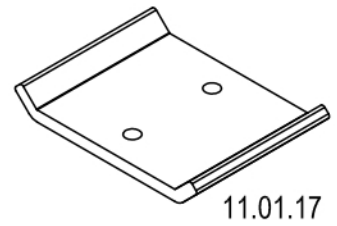
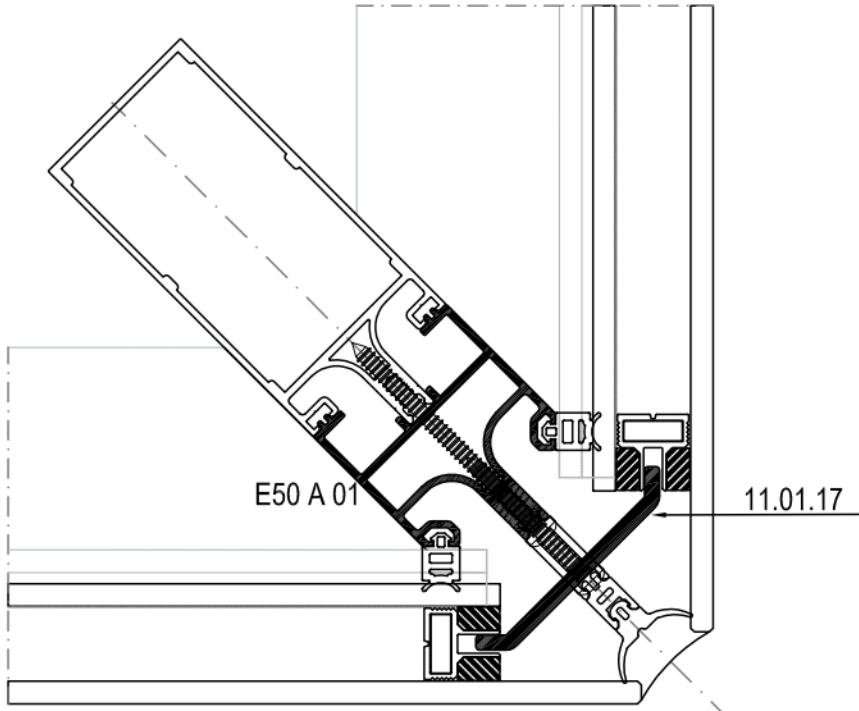
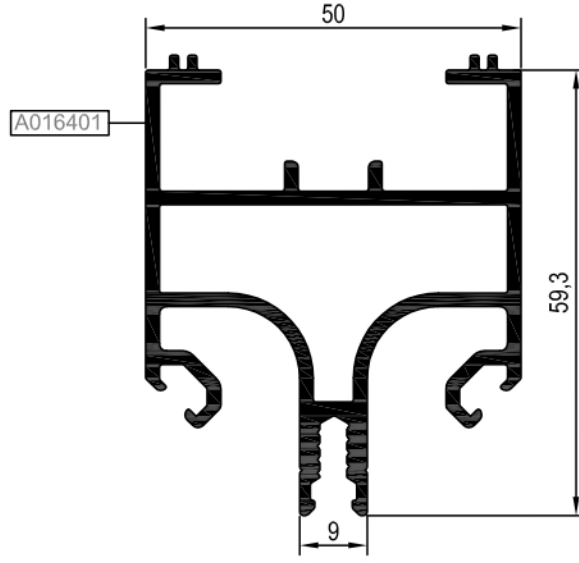
AÇILI DÖNÜŞ PROFİLLERİ  
CORNER PROFILES

E50

KOD / CODE	AĞIRLIK (kg/m) / WEIGHT	Jxx cm <sup>4</sup>	Jyy cm <sup>4</sup>	Wx cm <sup>3</sup>	Wy cm <sup>3</sup>	L m
E50 A 01	1,430	12,989	15,454			



E50 A 01



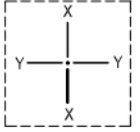
Ölçek/Scale: 1/2

# BASKI KAPAK PROFİLLERİ

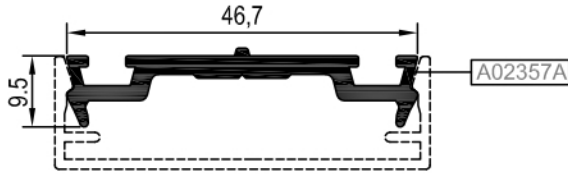
## CAP PROFILES

# E50

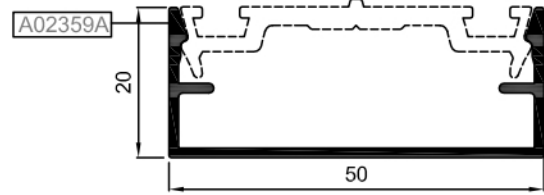
KOD / CODE	AĞIRLIK (kg/m) / WEIGHT	L m	KOD / CODE	AĞIRLIK (kg/m) / WEIGHT	L m
R50 P 01	0,428	6	R50 P 20	0,248	6
R50 P 02	0,335	6	R50 P 27	0,707	6
R50 P 03	0,360	6	R50 P 29	0,424	6
R50 P 15	0,323	6	R50 P 19	0,419	6
R50 P 16	0,268	6	R50 C 08	0,187	6



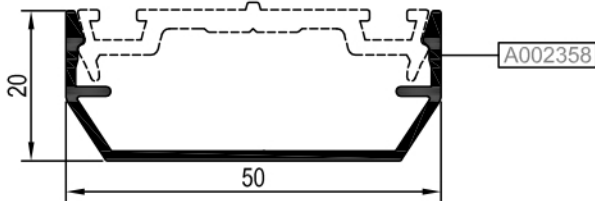
R50 P 01



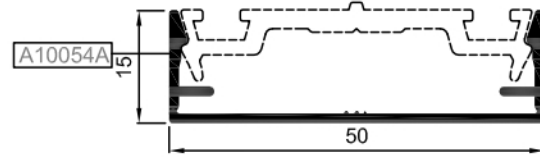
R50 P 03



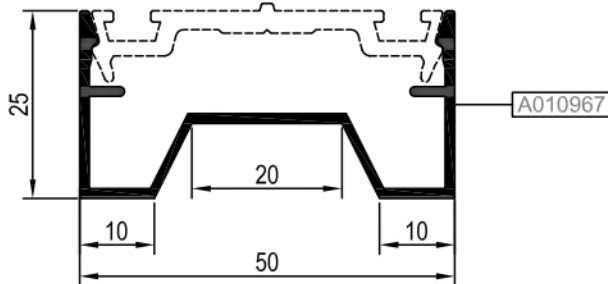
R50 P 02



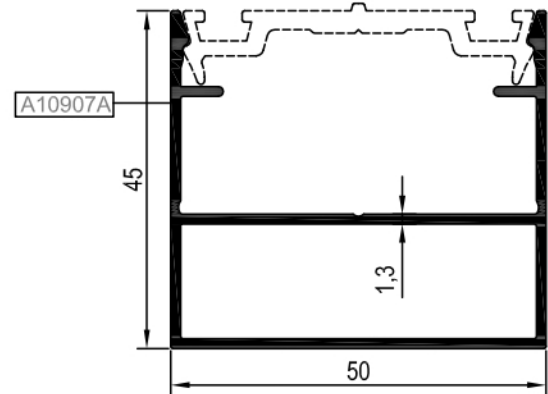
R50 P 15



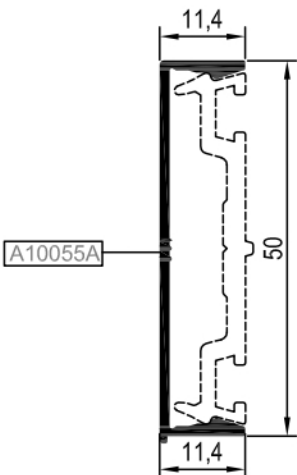
R50 P 29



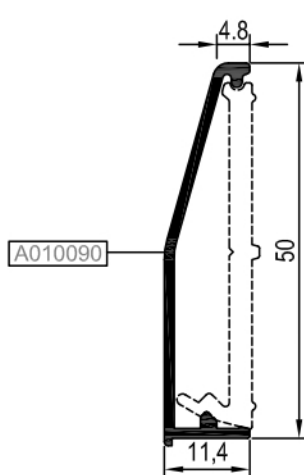
R50 P 27



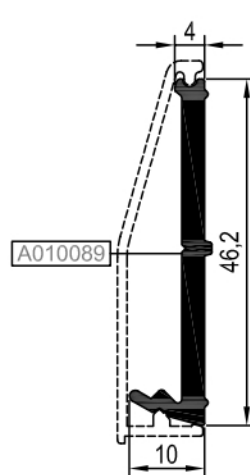
R50 P 16



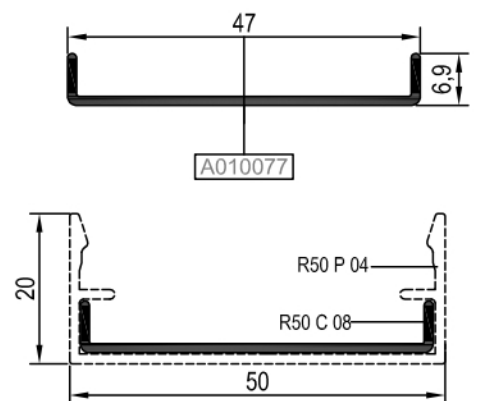
R50 P 20



R50 P 19



R50 C 08



R50 P 04

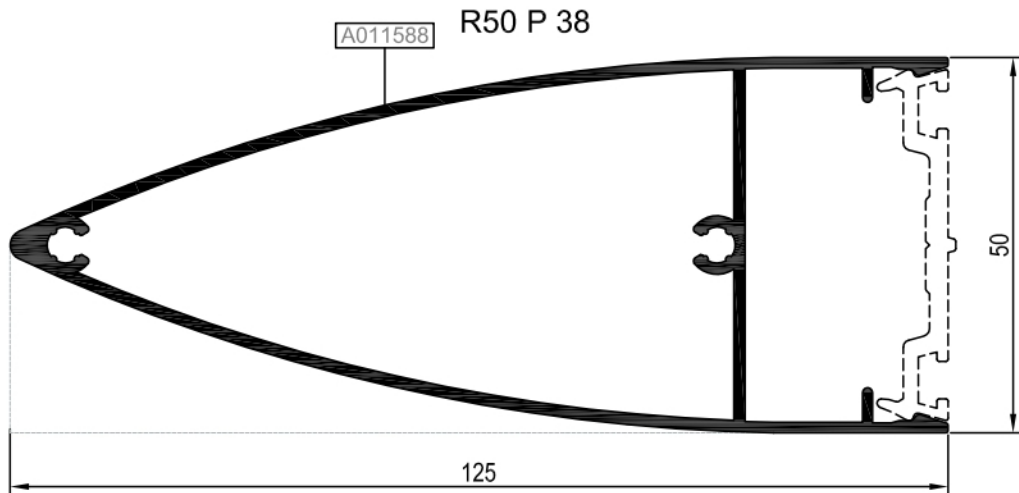
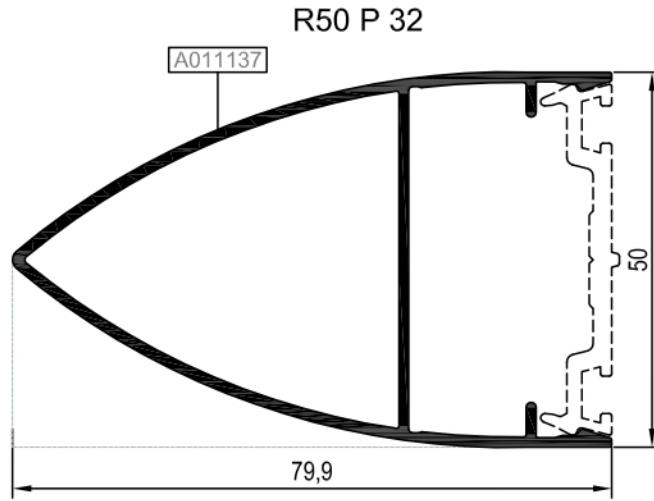
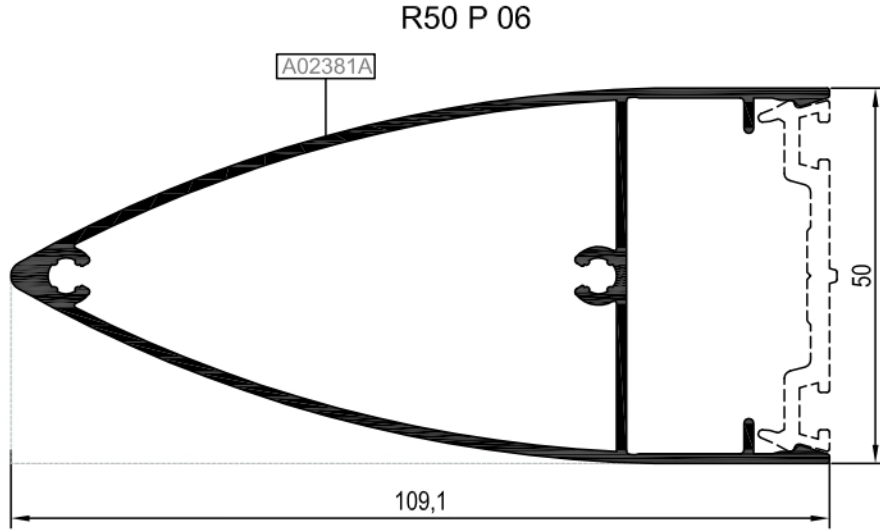
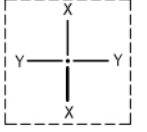
R50 C 08

# BASKI KAPAK PROFİLLERİ

## CAP PROFILES

# E50

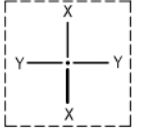
KOD / CODE	AĞIRLIK (kg/m) / WEIGHT	L m
R50 P 06	1,179	6
R50 P 32	0,850	6
R50 P 38	1,365	6



BASKI KAPAK PROFİLLERİ  
CAP PROFILES

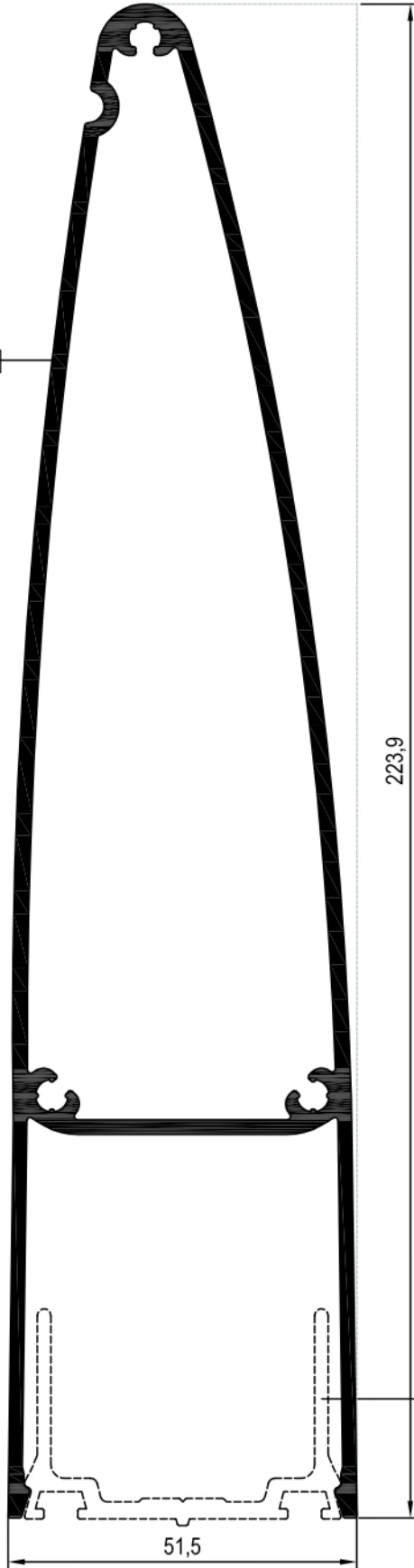
E50

KOD / CODE	AĞIRLIK (kg/m) / WEIGHT	L m
R50 P 34	0,686	6
R50 P 25	3,125	6



R50 P 25

A004827

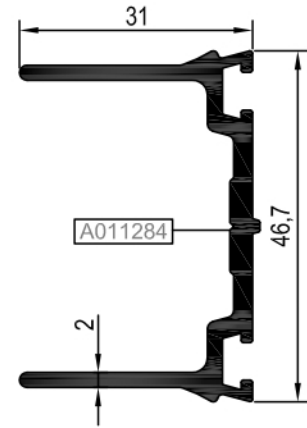


223,9

51,5

R50 P 34

R50 P 34



31

A011284

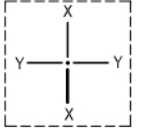
46,7

2

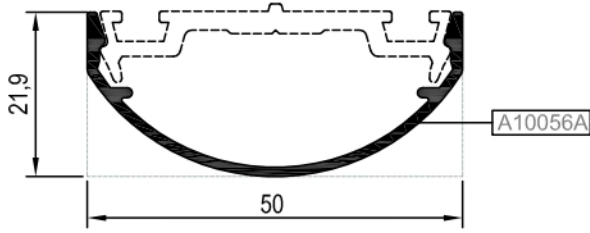
# BASKI KAPAK PROFİLLERİ CAP PROFILES

# E50

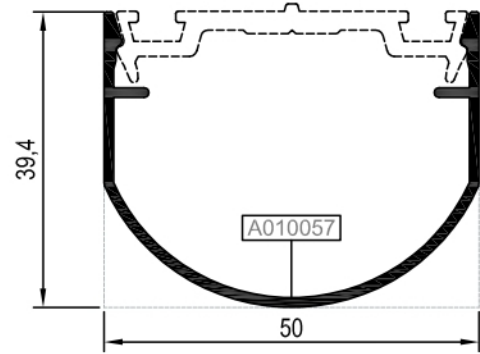
KOD / CODE	AĞIRLIK (kg/m) / WEIGHT	L m	KOD / CODE	AĞIRLIK (kg/m) / WEIGHT	L m
R50 P 31	1,212	6			
R50 P 17	0,286	6			
R50 P 18	0,428	6			



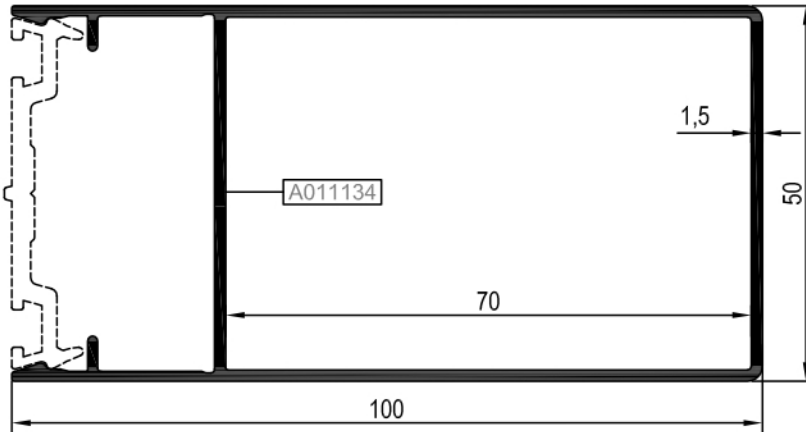
R50 P 17



R50 P 18



R50 P 31

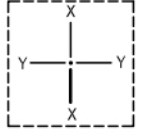




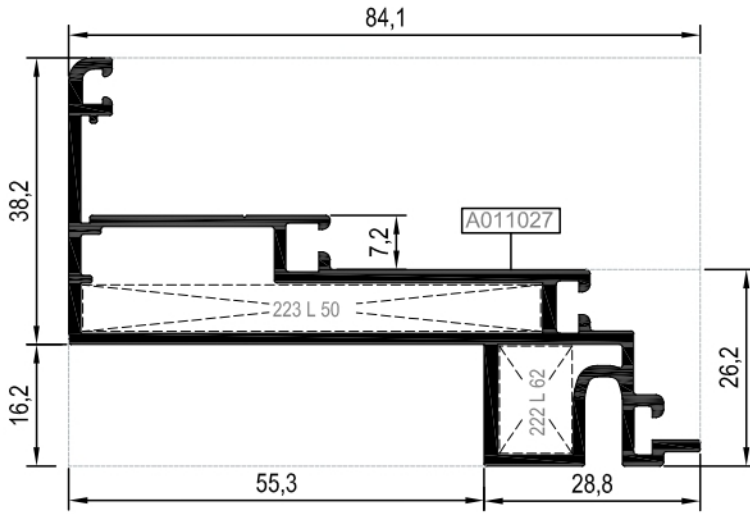
KASA, KANAT VE TİJ PROFİLLER  
FRAME, VENT AND SLIDING ROD PROFILES

E50

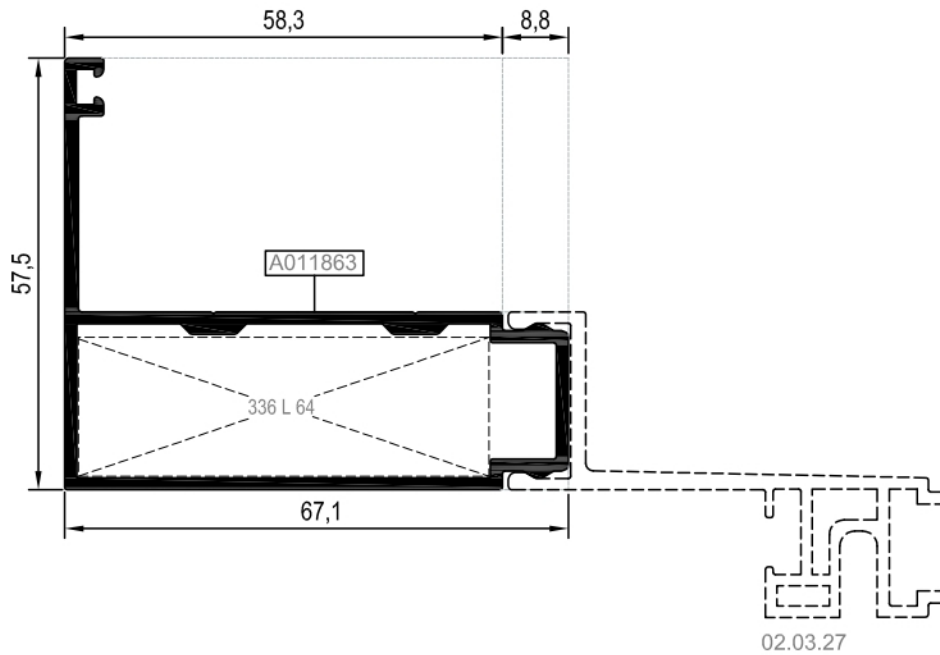
KOD / CODE	AĞIRLIK (kg/m) / WEIGHT	Jxx cm <sup>4</sup>	Jyy cm <sup>4</sup>	L m
E50 H 10	1,250	33,033	7,194	6
E50 H 11	1,022	21,534	8,942	6



E50 H 10



E50 H 11



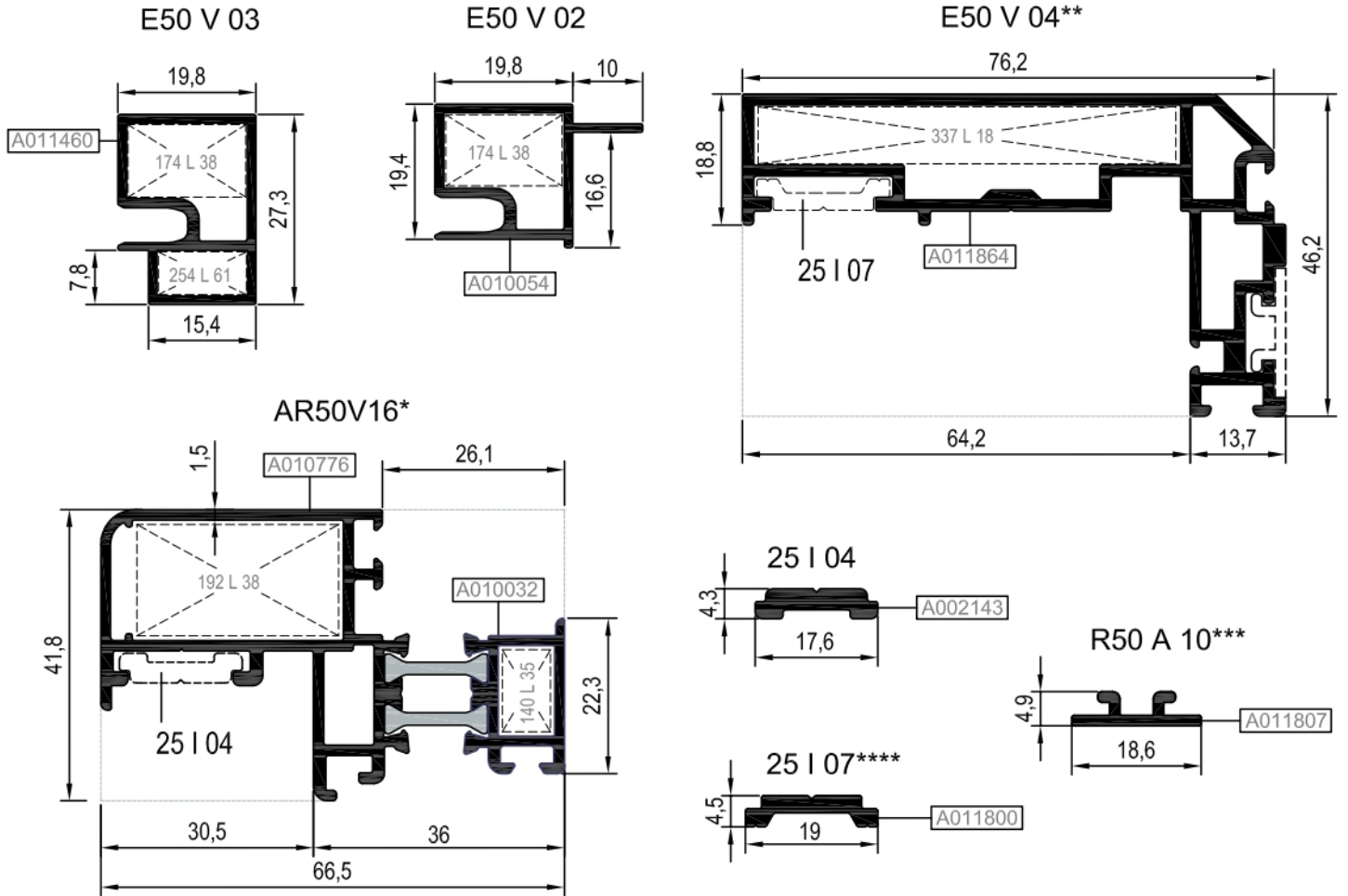
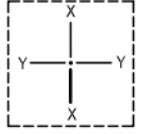
02.03.27

Nr	 L m	KESİM ÖLÇÜSÜ CUTTING SIZE	AKS. KODU ACS. CODE	
E50 H 10	A011027	25 L 50 (A010838)	61,0 mm	223 L 50
		25 L 62 (A002442)	9,7 mm	222 L 62
E50 H 11	A011863	25 L 64 (A010028)	54,7 mm	336 L 64

KASA, KANAT VE TİJ PROFİLLER  
FRAME, VENT AND SLIDING ROD PROFILES

E50

KOD / CODE	AĞIRLIK (kg/m) / WEIGHT	Jxx cm <sup>4</sup>	Jyy cm <sup>4</sup>	Wx cm <sup>3</sup>	Wy cm <sup>3</sup>	L m
AR50V16	1,250	12,332	5,527	----	----	6
E50 V 02	0,337	----	----	----	----	6
E50 V 03	0,383	----	----	----	----	6
E50 V 04	1,343	31,429	8,276	----	----	6
25 I 04	0,153	----	----	----	----	6
25 I 07	0,143	----	----	----	----	6
R50 A 10	0,116	----	----	----	----	6




\*AR50V16 KODLU PROFİL BONDING İŞLEMİNE UYGUN ÖZEL ELOKSALLI SİPARİŞ EDİLMELİDİR.  
THE PROFILES AR50V16 MUST BE ORDERED WITH SPECIAL ANODIZED SUITABLE FOR BONDING PROCESS.

\*\*E50V04 KANAT PROFİLİ, DERİNLİĞİ MİN. 86 MM YATAY PROFİL İLE BİRLİKTE KULLANILMALIDIR.  
E50V04 VENT PROFILE, SHOULD BE USED WITH THE TRANSOM PROFILE MIN. 86 MM DIMENSION

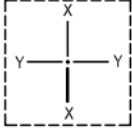
\*\*\*R50 A 10 KODLU PROFİLLER BONDING İŞLEMİNE UYGUN ÖZEL ELOKSALLI SİPARİŞ EDİLMELİDİR.  
THE PROFILES R50 A 10 MUST BE ORDERED WITH SPECIAL ANODIZED SUITABLE FOR BONDING PROCESS.

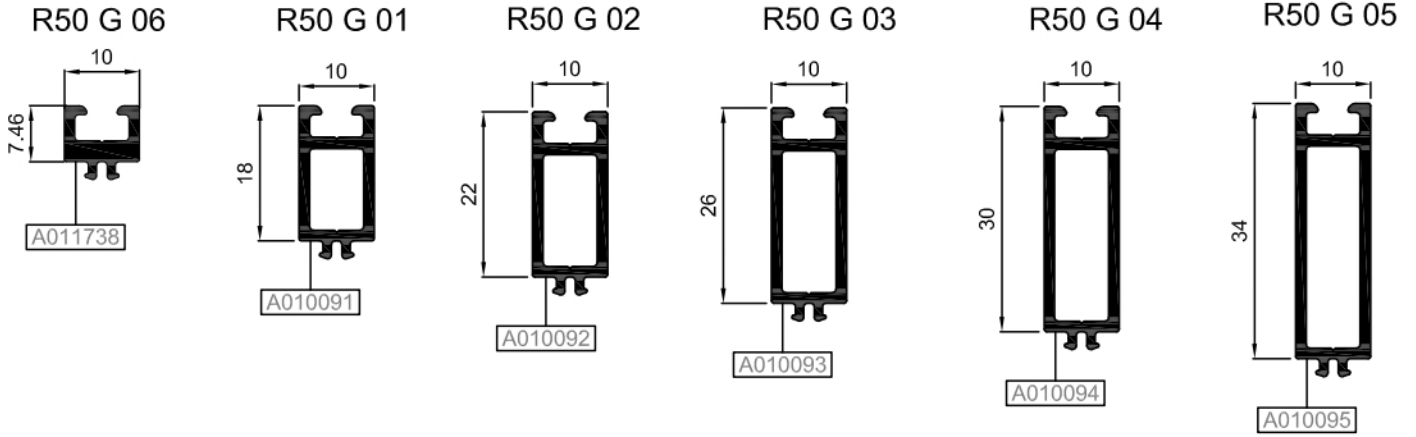
\*\*\*\*GİESSE KOL VE KİLİTLEME AKSESUARLARI SADECE 25 I 07 TİJ PROFİLİ İLE KULLANILMALIDIR.  
GİESSE HANDLE AND LOCKING ACCESSORIES SHOULD BE USED WITH ONLY 25 I 07 ROD PROFILE

Nr	 L m	KESİM ÖLÇÜSÜ CUTTING SIZE	AKS. KODU ACS. CODE
AR50V16	A010776 25 L 38 (A002074)	29,9 mm	192 L 38
	A010032 25 L 35 (A010076)	7,8 mm	140 L 35
E50 V 02	A011054 25 L 38 (A002074)	10,3 mm	174 L 38
E50 V 03	A011460 25 L 38 (A002074)	10,3 mm	174 L 38
	25 L 61 (A001034)	6,3 mm	254 L 61
E50 V 04	A011864 25 L 18 (A002164)	60,9 mm	337 L 18

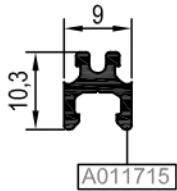
ÇITA , ADAPTÖR VE CAM DESTEK PROFİLLERİ  
GLAZING BEAD , ADAPTER AND GLASS SUPPORT PROFILES

E50

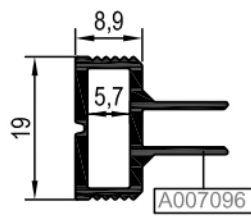
KOD / CODE	AĞIRLIK (kg/m) / WEIGHT	Jxx cm4	Jyy cm4	Wx cm3	Wy cm3	L m
R50 G 01	0,219	6	E50 R 12	0,265	6	
R50 G 02	0,249	6	E50 R 14	0,373	6	
R50 G 03	0,280	6	E50 S 02	0,252	6	
R50 G 04	0,310	6	R50 S 01	0,207	6	
R50 G 05	0,340	6	E50 S 04	0,470	6	
R50 G 06	0,136	6	E50 S 05	0,568	6	
E50 R 01	0,116	6	E50 S 06	0,525	6	



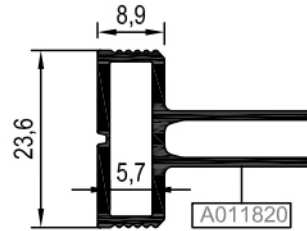
E50 R 01



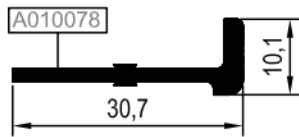
E50 R 12\*



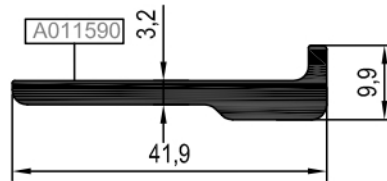
E50 R 14\*



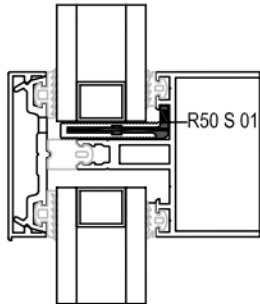
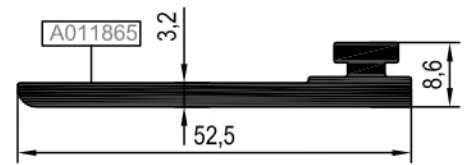
R50 S 01



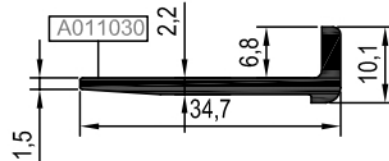
E50 S 04



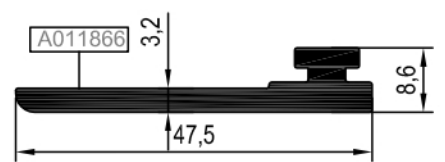
E50 S 05



E50 S 02



E50 S 06

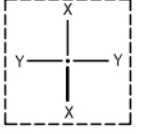


\*E50 R 12 & E50 R 14 KODLU PROFİLLER BONDING İŞLEMİNE UYGUN ÖZEL ELOKSALLI SİPARİŞ EDİLMELİDİR.  
THE PROFILES E50 R 12 & E50 R 14 MUST BE ORDERED WITH SPECIAL ANODIZED SUITABLE FOR BONDING PROCESS.

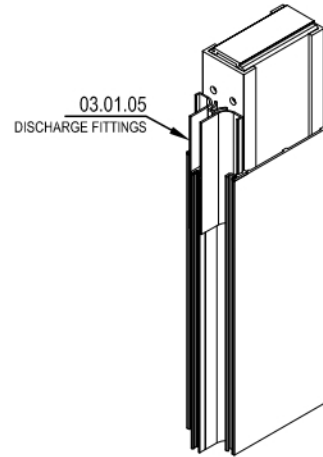
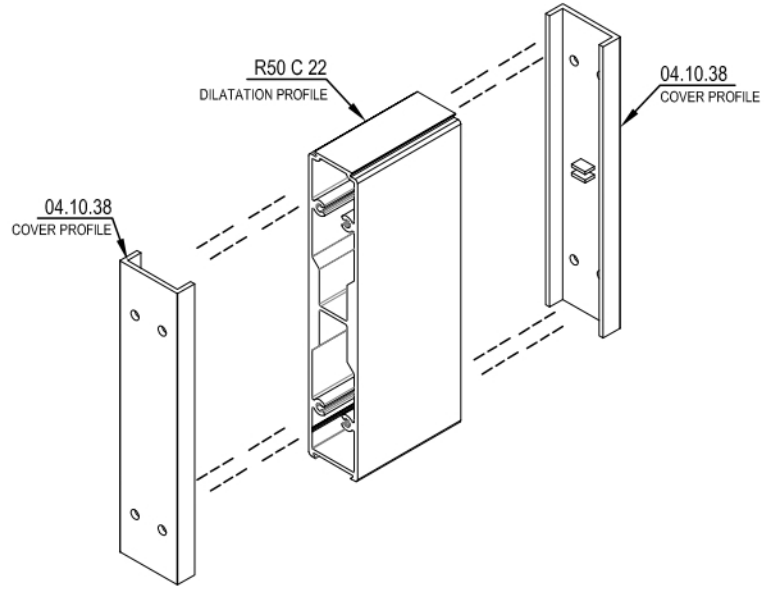
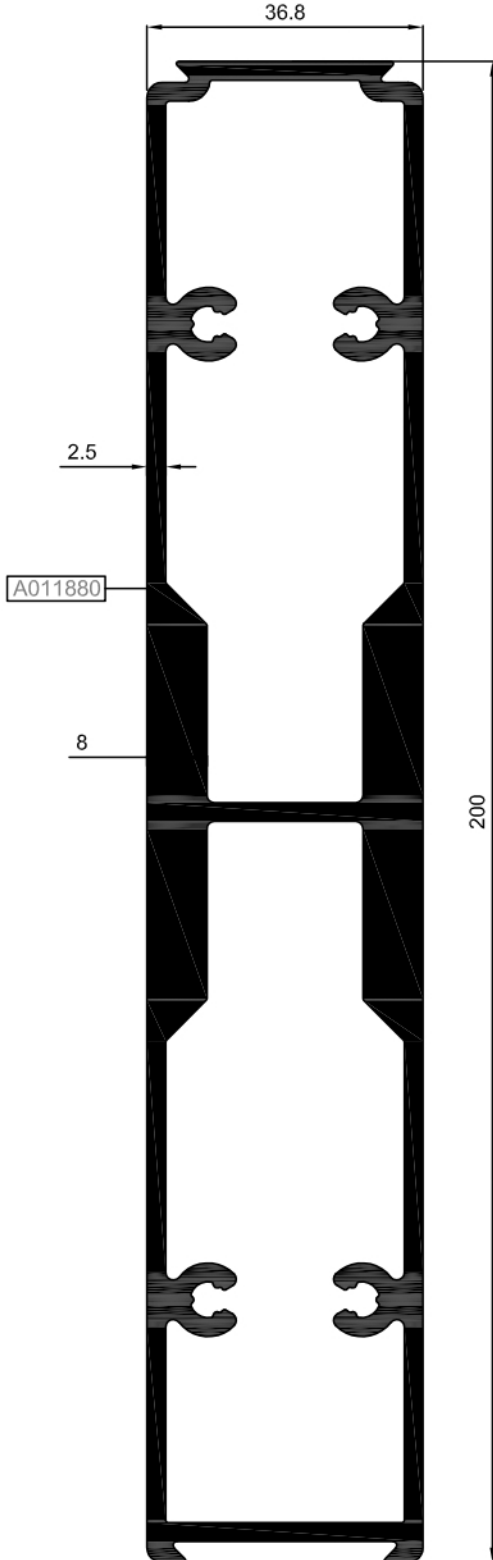
# DÜŞEY BAĞLANTI PROFİLLERİ MULLION CONNECTION PROFILES

# E50

KOD / CODE	AĞIRLIK (kg/m) / WEIGHT	Jxx cm4	Jyy cm4	Wx cm3	Wy cm3	L m
R50 C 22	5,550	----	----	----	----	6



\*R50 C 22

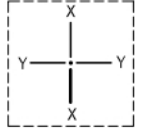


\*04.10.38 VE 03.01.05 KODLU AKSESUARLAR İLE BİRLİKTE KULLANILACAKTIR.  
IT WILL BE USED WITH 04.10.38 & 03.01.05 ACCESSORIES.

# YATAY BAĞLANTI PROFİLLERİ TRANSOM CONNECTION PROFILES

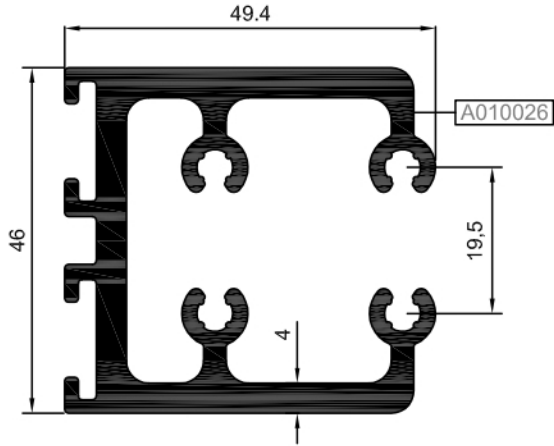
# E50

KOD / CODE	AĞIRLIK (kg/m) / WEIGHT	L m	KOD / CODE	AĞIRLIK (kg/m) / WEIGHT	L m
R50 C 23	2,003	6	R50 C 06	2,033	6
R50 C 10	1,715	6			
R50 C 24	1,363	6			

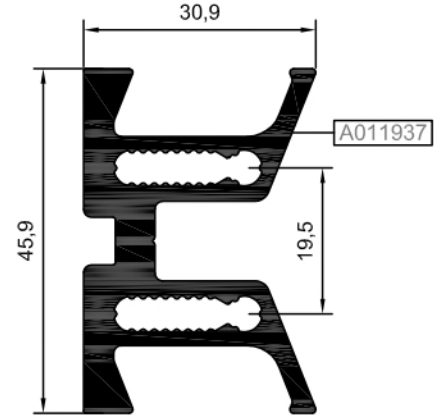


## U BAĞLANTILAR / U CONNECTIONS

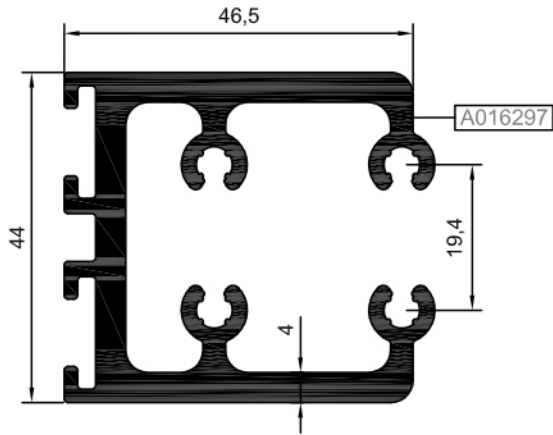
R50 C 06



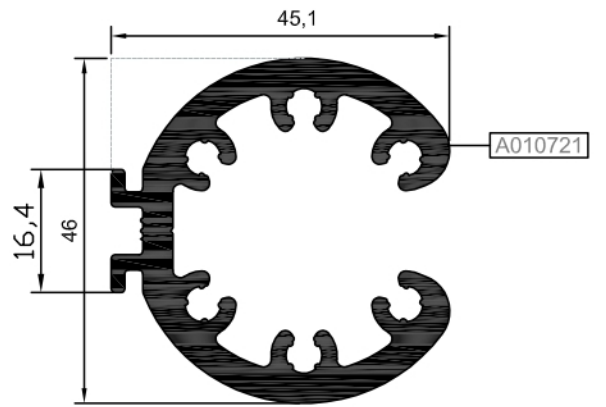
R50 C 24



R50 C 23\*



R50 C 10

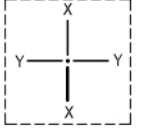


\*E50 T 11 VE E50 T 12 NOLU KAYIT PROFİLLERİ İLE BİRLİKTE KULLANILACAKTIR.  
IT WILL BE USED WITH E50 T 11 & E50 T 12 TRANSOM PROFILES.

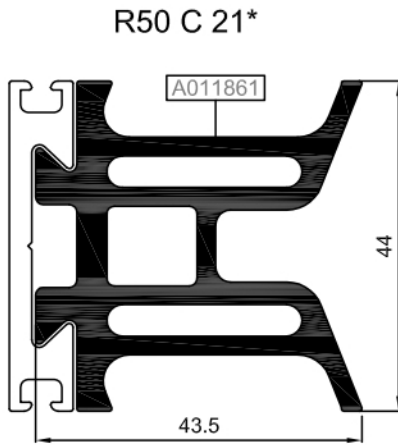
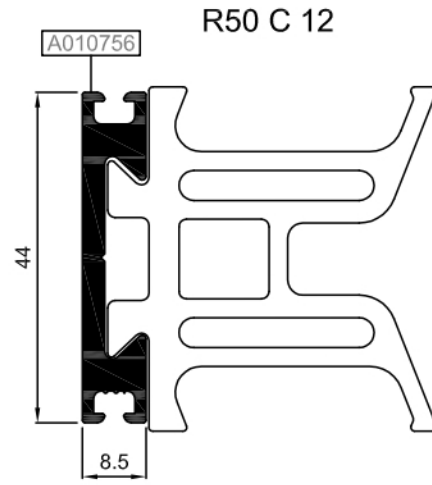
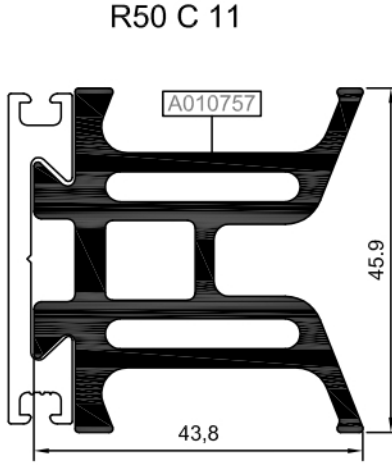
# YATAY BAĞLANTI PROFİLLERİ TRANSOM CONNECTION PROFILES

# E50

KOD / CODE	AĞIRLIK (kg/m) / WEIGHT	L m	KOD / CODE	AĞIRLIK (kg/m) / WEIGHT	L m
R50 C 21	1,769	6			
R50 C 11	1,813	6			
R50 C 12	0,548	6			



## KIRLANGIÇ (T) BAĞLANTILAR / T CONNECTIONS



\*E50 T 11 VE E50 T 12 NOLU KAYIT PROFİLLERİ İLE BİRLİKTE KULLANILACAKTIR.  
IT WILL BE USED WITH E50 T 11 & E50 T 12 TRANSOM PROFILES.

## STOKTA BULUNAN SİSTEM PROFİLLERİNİN LİSTESİ (LIST OF SYSTEM PROFILES IN STOCK)

Nr			MIN. SİPARİŞ MİKTARI MIN. ORDER QUANTITY
R50 C 22	A011880		75 kg
AR50V16	A010776	75 kg	150 kg
	A010032	75 kg	
E50 M 09	A011579		75 kg
E50 M 10	A011580		75 kg
E50 T 03	A011026		75 kg
E50 T 04	A011145		75 kg
E50 T 05	A011146		75 kg
E50 T 06	A011149		75 kg
E50 V 03	A011460		75 kg
E50 H 10	A011027		75 kg
E50 S 02	A011030		75 kg

\* STOKTA BULUNMAYAN TÜM PROFİLLER İÇİN MİNİMUM SİPARİŞ MİKTARI 300 KG'DIR.  
MINIMUM ORDER QUANTITY FOR ALL THE PROFILES THAT ARE NOT IN STOCK IS 300 KG.

# MİMARİ KATALOG

## ARCHITECTURAL CATALOGUE

Alüminyum Kapı Pencere ve Giydirme Cephe Sistemleri  
Aluminium Window Doors and Facade Systems



# E50

DÜŞEY VE YATAY BAĞLANTILAR

MULLION & TRANSOM CONNECTION PIECES

KÖŞE TAKOZLARI

CORNER CLEATS

01

02

03

04

05

06

07

08

09

10



# KÖŞE TAKOZLARI VE YATAY BAĞLANTILAR

## CORNER CLEATS AND TRANSOM CONNECTION PROFILES

# E50

PROFİL KODU (PROFILE CODE)	25 L 18	25 L 35	25 L 38	25 L 50
FABRİKA KODU(FACTORY CODE)	A002164	A010076	A002074	A010838
AĞIRLIK (WEIGHT)	2,323 kg/m	4,192 kg/m	4,854 kg/m	1,748 kg/m
ÇİZİM (DRAWING)				

PROFİL KODU (PROFILE CODE)	25 L 61	25 L 62	25 L 64	
FABRİKA KODU(FACTORY CODE)	A001034	A002442	A010028	
AĞIRLIK (WEIGHT)	3,759 kg/m	4,249 kg/m	5,901 kg/m	
ÇİZİM (DRAWING)				

KÖŞE TAKOZLARI				
Nr		L m	KESİM ÖLÇÜSÜ CUTTING SIZE	AKS. KODU ACS. CODE
AR50V16	A010776	A002074 (25 L 38)	29,9 mm	192 L 38
	A010032	A010076 (25 L 35)	7,8 mm	140 L 35
E50 H 10	A011027	A010838 (25 L 50)	61,0 mm	223 L 50
		A002442 (25 L 62)	9,7 mm	222 L 62
E50 H 11	A011863	25 L 64 (A010028)	54,7 mm	336 L 64
E50 V 02	A011054	A002074 (25 L 38)	10,3 mm	174 L 38
E50 V 03	A011460	A002074 (25 L 58)	10,3 mm	174 L 38
		A001034 (25 L 61)	6,3 mm	254 L 61
E50 V 04	A011864	25 L 18 (A002164)	60,9 mm	337 L 18

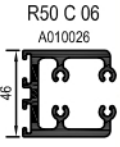
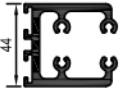
  

YATAY BAĞLANTI PROFİLLERİ (TRANSOM CONNECTION PROFİLLERİ)				
PROFİL KODU (PROFILE CODE)	R50 C 11 / R50 C 12	R50 C 21	R50 C 23 / R50 C 06	R50 C 24
FABRİKA KODU(FACTORY CODE)	A010757 / A010756	A011861	A016297 / A010026	A011937
AĞIRLIK (WEIGHT)	1,813 kg/m / 0,548 kg/m	1,769 kg/m	2,003 kg/m / 2,033 kg/m	1,363 kg/m
ÇİZİM (DRAWING)				


# YATAY VE DÜŞEY BAĞLANTILAR TRANSOM AND MULLION CONNECTION PIECES

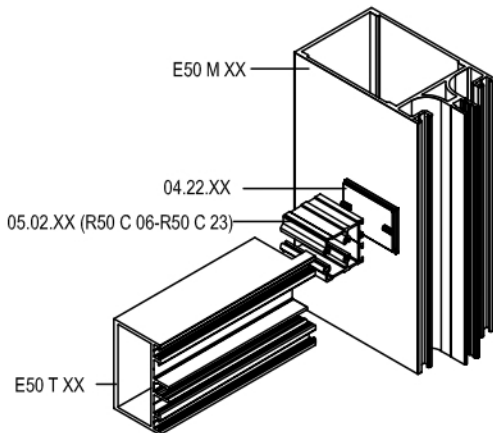
# E50

## R50 C 06 VE R50 C 23 İÇİN U BAĞLANTI AKSESUARLARI U CONNECTIONS FOR R50 C 06 & R50 C 23



	KULLANILDIĞI PROFİL USED WITH	AKSESUAR KODU ACCESSORIE CODE	KESİM ÖLÇÜSÜ CUTTING SIZE
 R50 C 06 A010026 46	E50 T 03	05.02.03	51,9 mm
		04.22.03	54,0 mm
	E50 T 04	05.02.04	77,8 mm
		04.22.04	80,0 mm
	E50 T 05	05.02.05	97,8 mm
		04.22.05	100,0 mm
	E50 T 06	05.02.06	115,8 mm
		04.22.06	120,0 mm
	E50 T 09	05.02.11	135,5 mm
		04.22.08	137,5 mm
E50 T 10	05.02.14	150,8 mm	
	04.22.07	153,0 mm	
E50 T 13	05.02.18	16,7 mm	
	04.22.12	19,0 mm	
E50 T 15	05.02.10	117,7 mm	
	04.22.06	120,0 mm	
 R50 C 23 A016297 44	E50 T 11*	05.02.16	207,4 mm
		04.22.11	210,3 mm
	E50 T 12*	05.02.17	174,4 mm
		04.22.10	177,3 mm

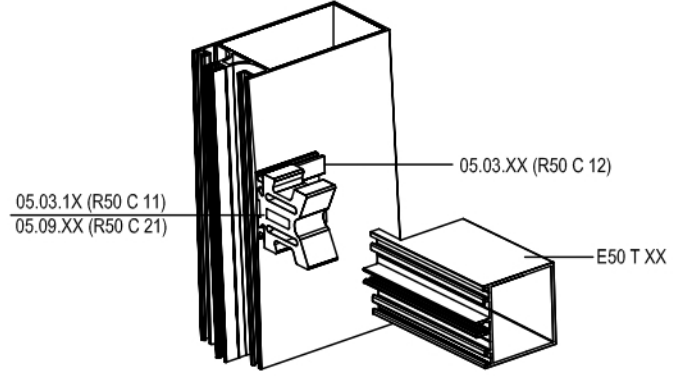
## R50 C 24 İÇİN U BAĞLANTI AKSESUARLARI U CONNECTIONS FOR R50 C 24

	KULLANILDIĞI PROFİL USED WITH	AKSESUAR KODU ACCESSORIE CODE	KESİM ÖLÇÜSÜ CUTTING SIZE
 R50 C 24 A011937 45,9	E50 T 03	05.10.03	51,9 mm
		04.22.03	54,0 mm
	E50 T 04	05.10.04	77,8 mm
		04.22.04	80,0 mm
	E50 T 05	05.10.05	97,8 mm
		04.22.05	100,0 mm
	E50 T 06	05.10.06	115,8 mm
		04.22.06	120,0 mm
	E50 T 09	05.10.11	135,5 mm
		04.22.08	137,5 mm
	E50 T 10	05.10.14	150,8 mm
		04.22.07	153,0 mm
	E50 T 13	05.10.18	16,7 mm
		04.22.12	19,0 mm
	E50 T 15	05.10.10	117,7 mm
04.22.06		120,0 mm	

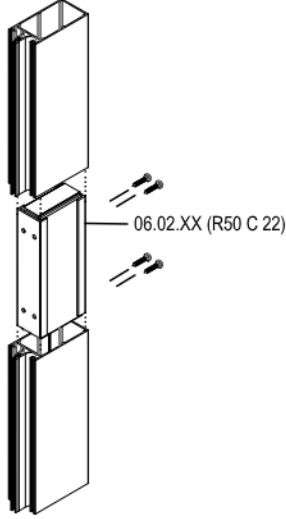


**R50 C 11 VE R50 C 21 İÇİN KIRLANGIÇ (T) BAĞLANTI AKSESUARLARI**  
**T CONNECTIONS FOR R50 C 11 & R50 C 21**

	KULLANILDIĞI PROFİL USED WITH	AKSESUAR KODU ACCESSORIE CODE	KESİM ÖLÇÜSÜ CUTTING SIZE
<p>R50 C 11 A010757</p> 	E50 T 03	05.03.03	50,9 mm
		05.03.13	51,9 mm
		04.23.T03	55,0 mm
	E50 T 04	05.03.04	76,9 mm
		05.03.14	77,8 mm
		04.23.T04	81,0 mm
	E50 T 05	05.03.05	96,9 mm
		05.03.15	97,8 mm
		04.23.T05	101,0 mm
	E50 T 06	05.03.06	116,9 mm
		05.03.16	115,8 mm
		04.23.T06	120,0 mm
E50 T 09	05.03.09	134,6 mm	
	05.03.18	135,5 mm	
	04.23.T09	137,7 mm	
<p>R50 C 21 A011861</p> 	E50 T 11	05.03.07	207,2 mm
		05.09.01	207,4 mm
		04.23.T11	210,3 mm
	E50 T 12	05.03.08	174,2 mm
		05.09.02	174,4 mm
		04.23.T12	177,3 mm

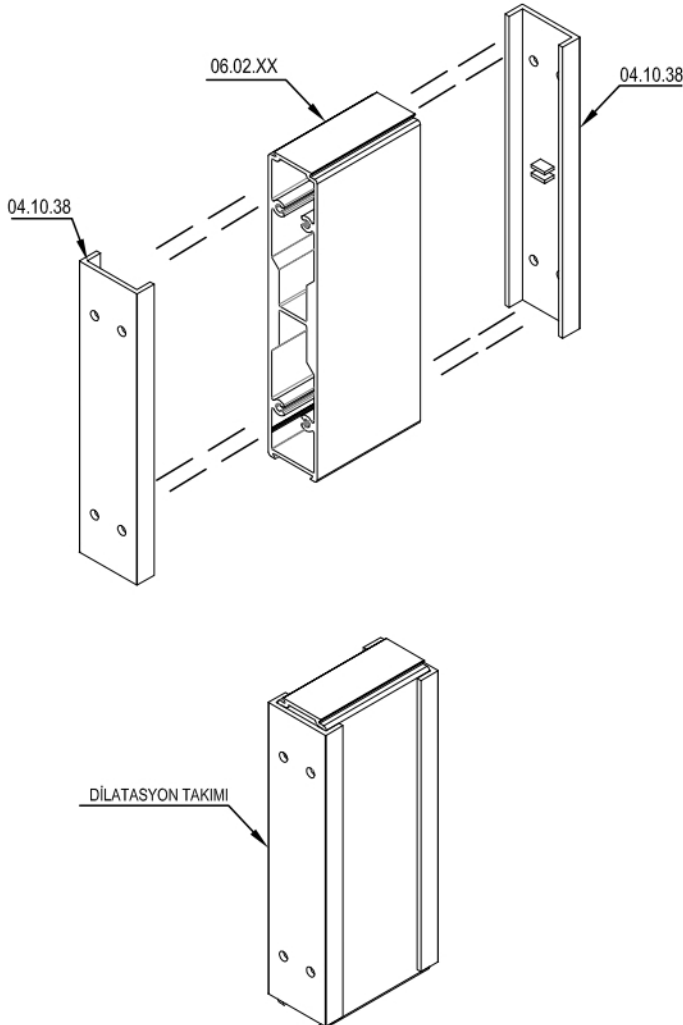


DÜŞEY BAĞLANTI AKSESUARLARI (MULLION CONNECTION PIECES)

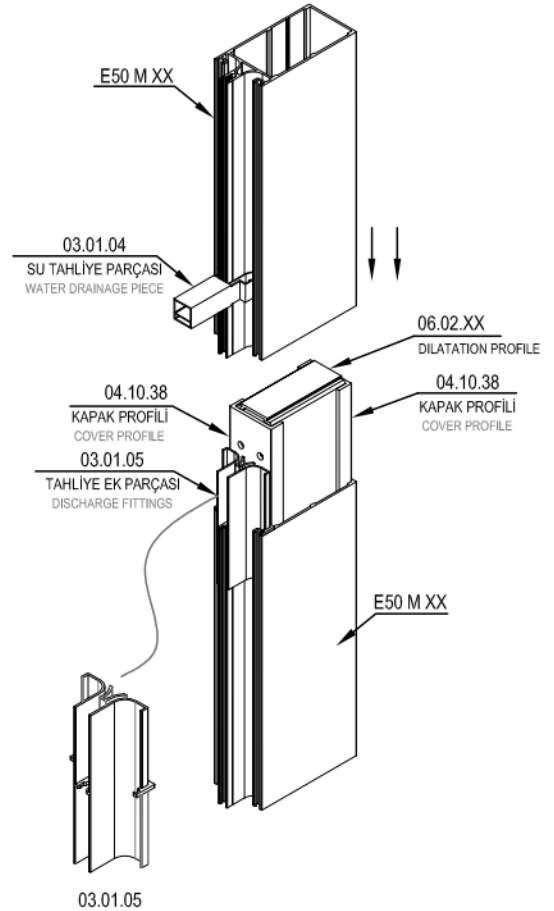


AKSESUAR KODU ACCESSORIE CODE	KESİM ÖLÇÜSÜ CUTTING SIZE	KULLANILDIĞI PROFİL USED WITH
06.02.02	74,5 mm	E50 M 02
06.02.03	92,5 mm	E50 M 03
06.02.04	111,5 mm	E50 M 04
06.02.22	130,0 mm	E50 M 05
06.02.12	148,3 mm	E50 M 06
06.02.23	126,2 mm	E50 M 07
06.02.24	77,8 mm	E50 M 09
06.02.25	97,8 mm	E50 M 10
06.02.26	30,8 mm	E50 M 11
06.02.27	57,8 mm	E50 M 12
06.02.28	21,8 mm	E50 M 13
06.02.29	184,8 mm	E50 M 14
06.02.30	184,8 mm	E50 M 15

DİLATASYON PROFİLİ VE KAPAK MONTAJI  
DILATATION PROFILE AND COVER ASSEMBLY



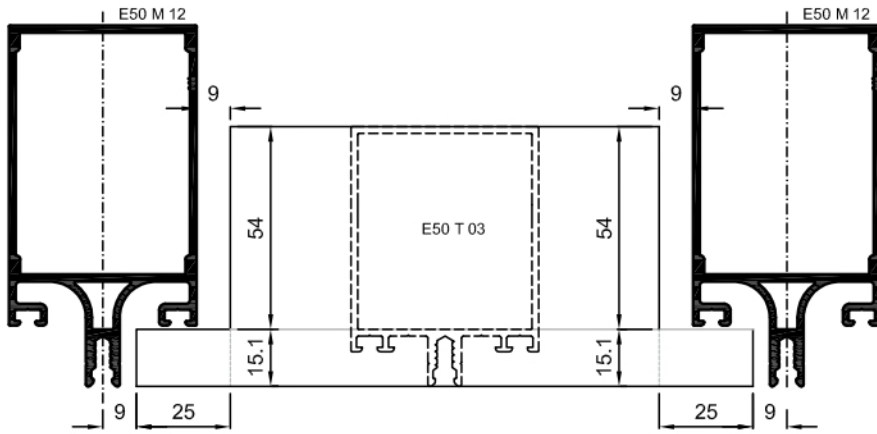
DİLATASYON BAĞLANTI DETAYI  
DILATATION CONNECTION DETAIL



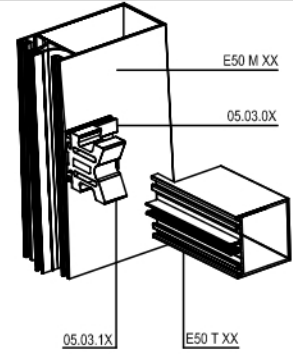
# YATAY KAYIT KESİM ÖLÇÜLERİ TRANSOM CONNECTION PIECES FOR ANGLE

# E50


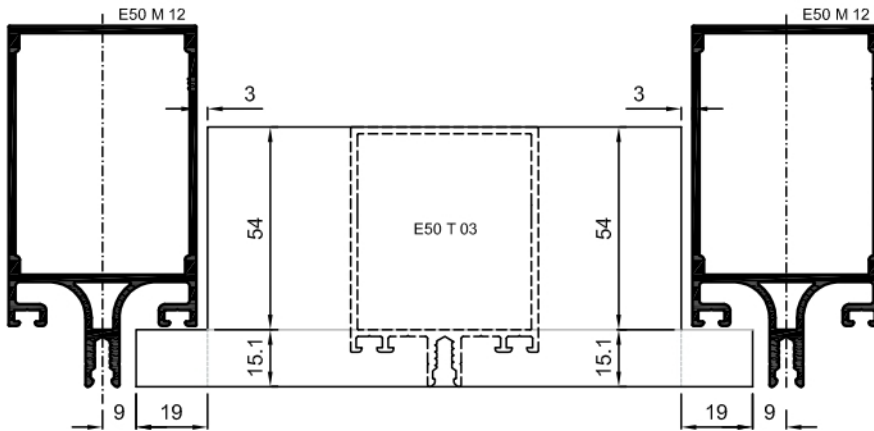
YATAY KAYIT KESİM ÖLÇÜLERİ ( R50 C 11 İLE )  
TRANSOM CUTTING DIMENSIONS ( WITH R50 C 11 )



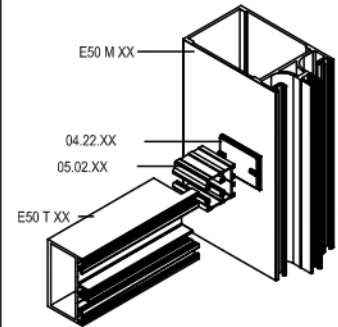
03.04.07.TXX



YATAY KAYIT KESİM ÖLÇÜLERİ ( R50 C 06 İLE )  
TRANSOM CUTTING DIMENSIONS ( WITH R50 C 06 )



04.22.XX



# MİMARİ KATALOG

## ARCHITECTURAL CATALOGUE

Alüminyum Kapı Pencere ve Giydirme Cephe Sistemleri  
Aluminium Window Doors and Facade Systems



# E50

DETAYLAR

DETAILS

KAPAKLI CEPHE SİSTEMİ

CAPPED CURTAIN WALL SYSTEM

01

02

03

04

05

06

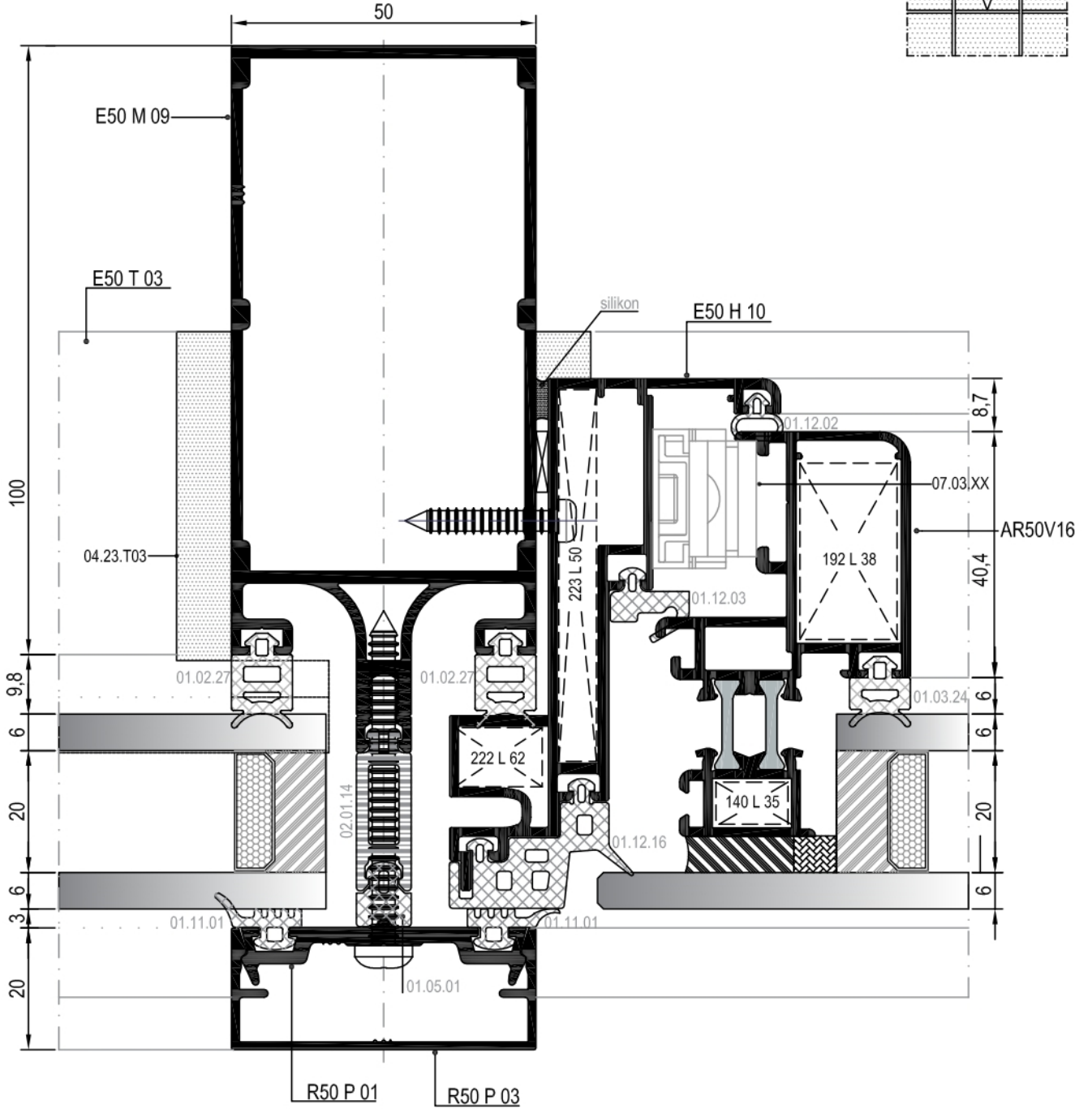
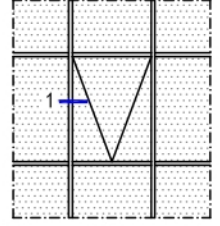
07

08

09

10

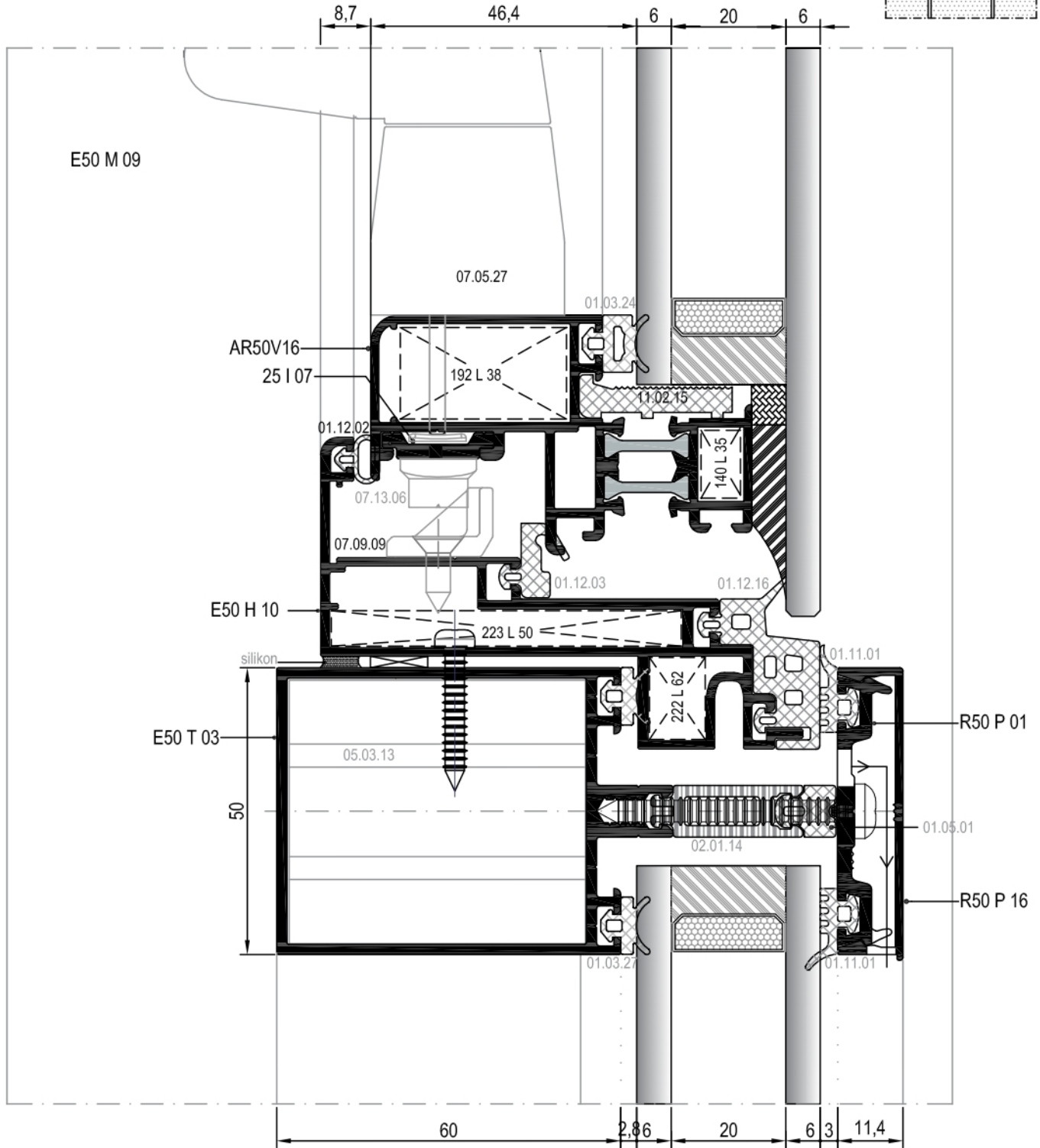
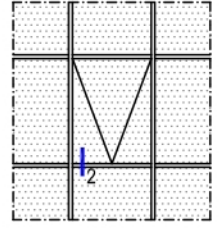
KAPAKLI CEPHE DÜŞEY DETAYI  
CURTAIN WALL VERTICAL DETAIL



① DETAYI  
DETAIL

DIŞ  
(OUTSIDE)

KAPAKLI CEPHE YATAY DETAYI  
CURTAIN WALL HORIZONTAL DETAIL

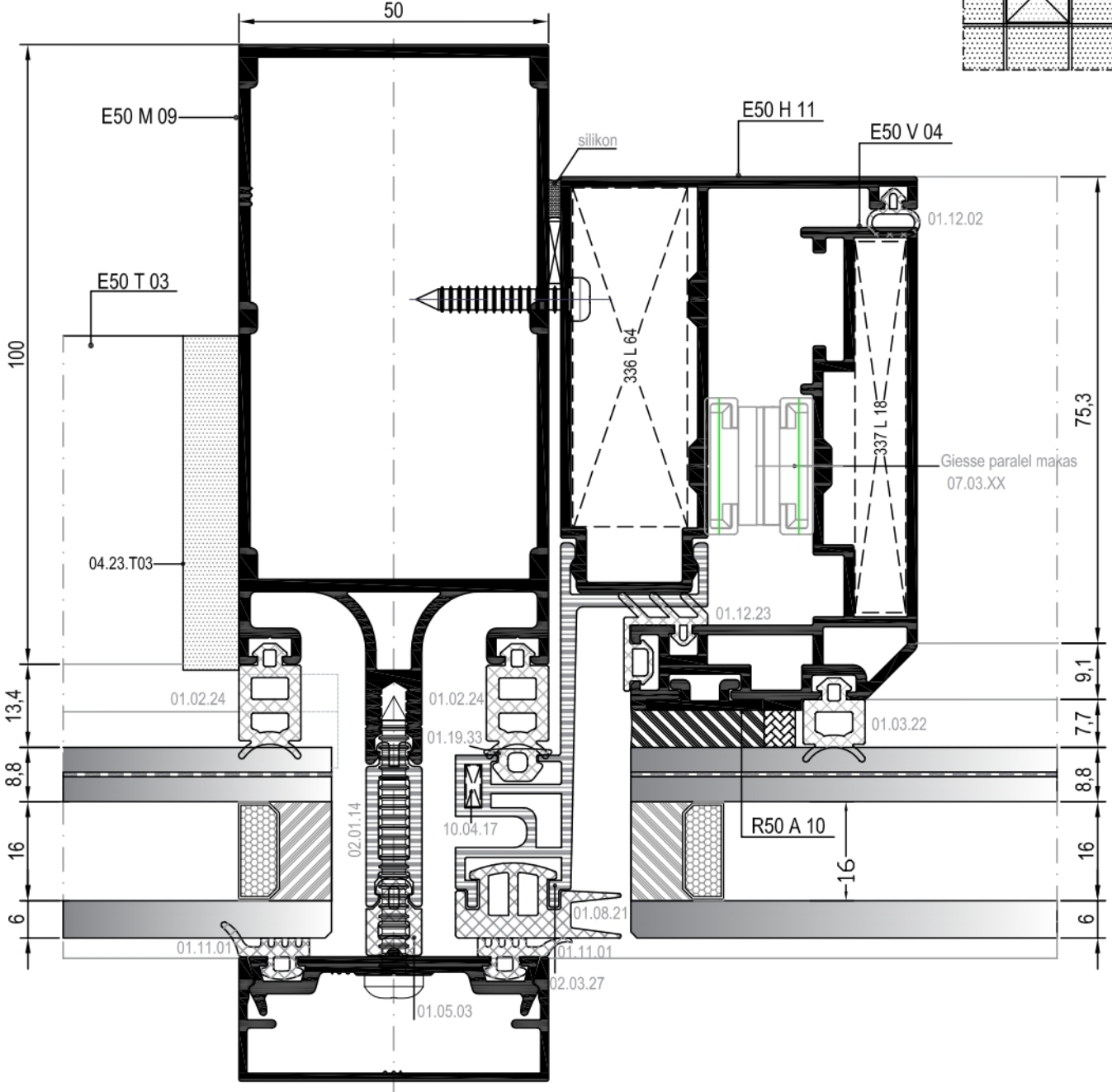
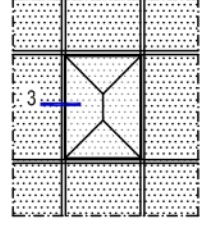


② DETAYI  
DETAIL

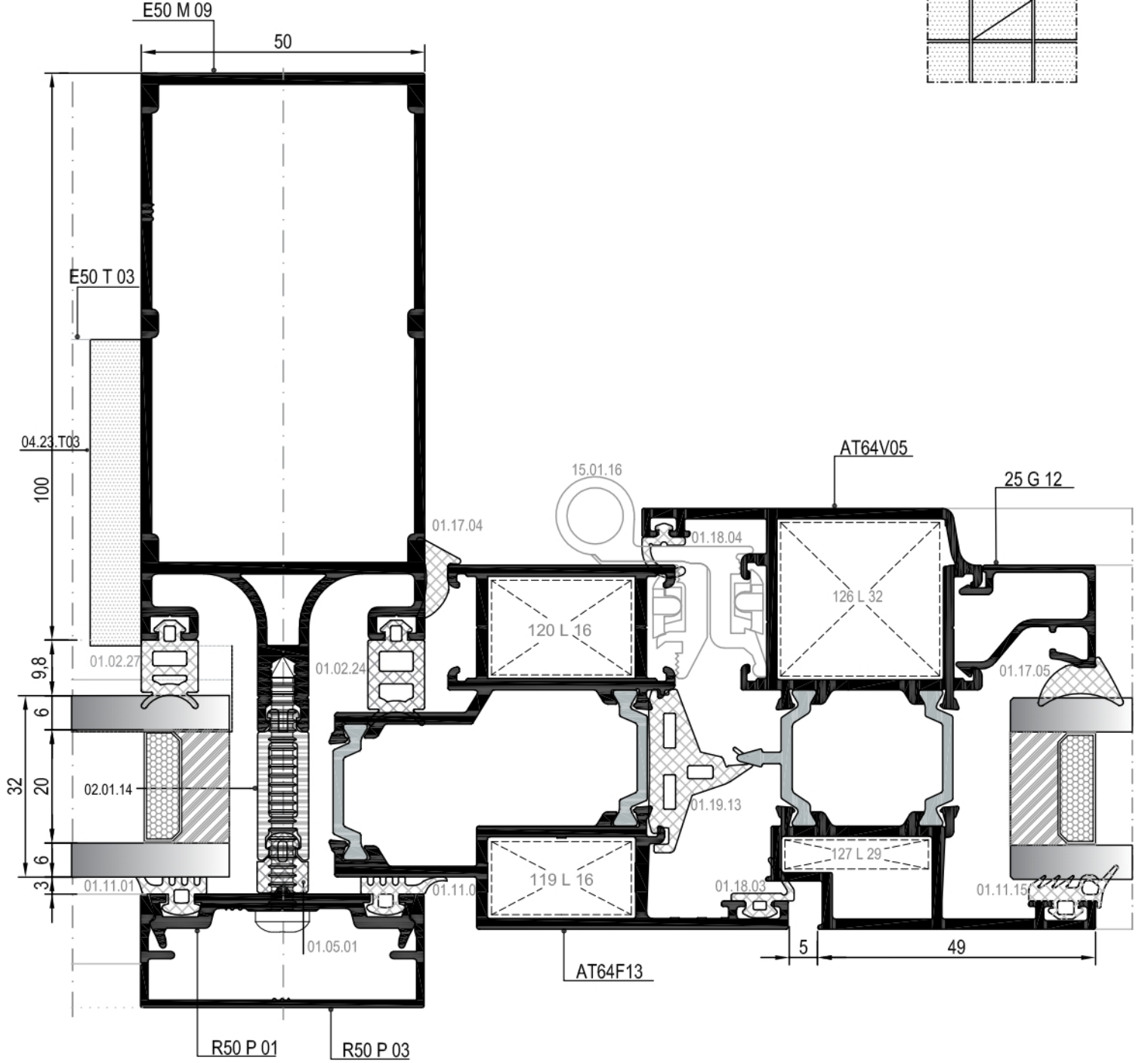
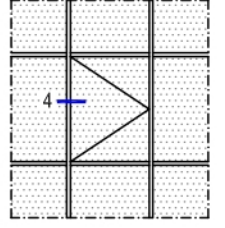
DIŞ  
(OUTSIDE) ➔



KAPAKLI CEPHE PARALEL AÇILIM GİZLİ KANAT DETAYI  
PARALLEL OPENING HIDDEN VENT DETAIL FOR CURTAIN WALL



KAPAKLI CEPHE DÜŞEY DETAYI  
CURTAIN WALL VERTICAL DETAIL



④ DETAYI  
DETAIL

▼ DIŞ  
(OUTSIDE)

# MİMARİ KATALOG

## ARCHITECTURAL CATALOGUE

Alüminyum Kapı Pencere ve Giydirme Cephe Sistemleri  
Aluminium Window Doors and Facade Systems



# E50

DETAYLAR

DETAILS

SİLİKON CEPHE SİSTEMİ

STRUCTURAL GLAZING SYSTEM

01

02

03

04

05

06

07

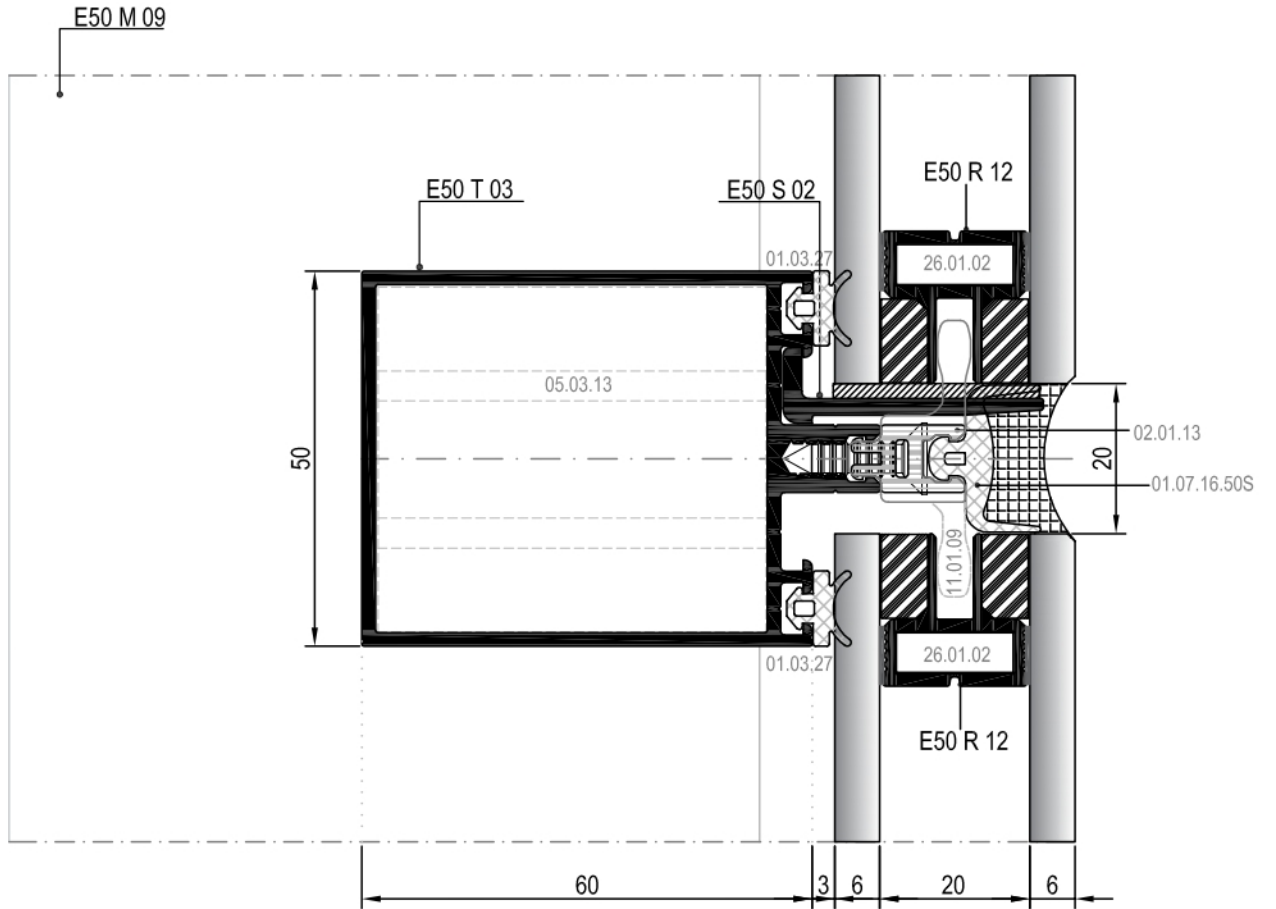
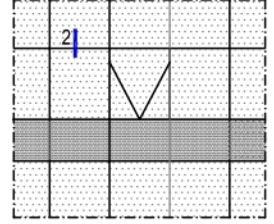
08

09

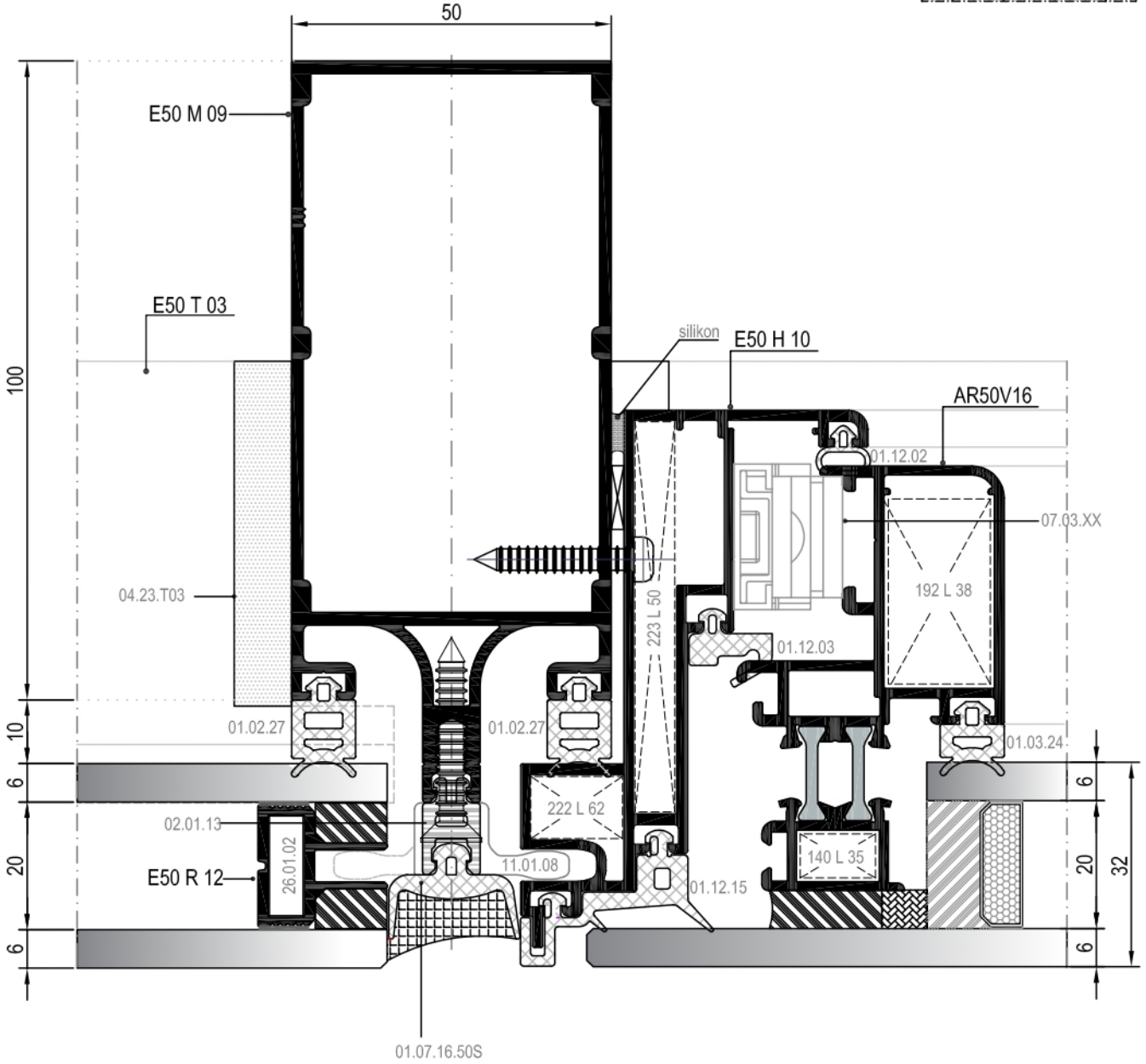
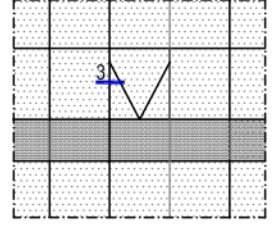
10



SİLİKON CEPHE YATAY DETAYI  
STRUCTURAL GLAZING HORIZONTAL DETAIL



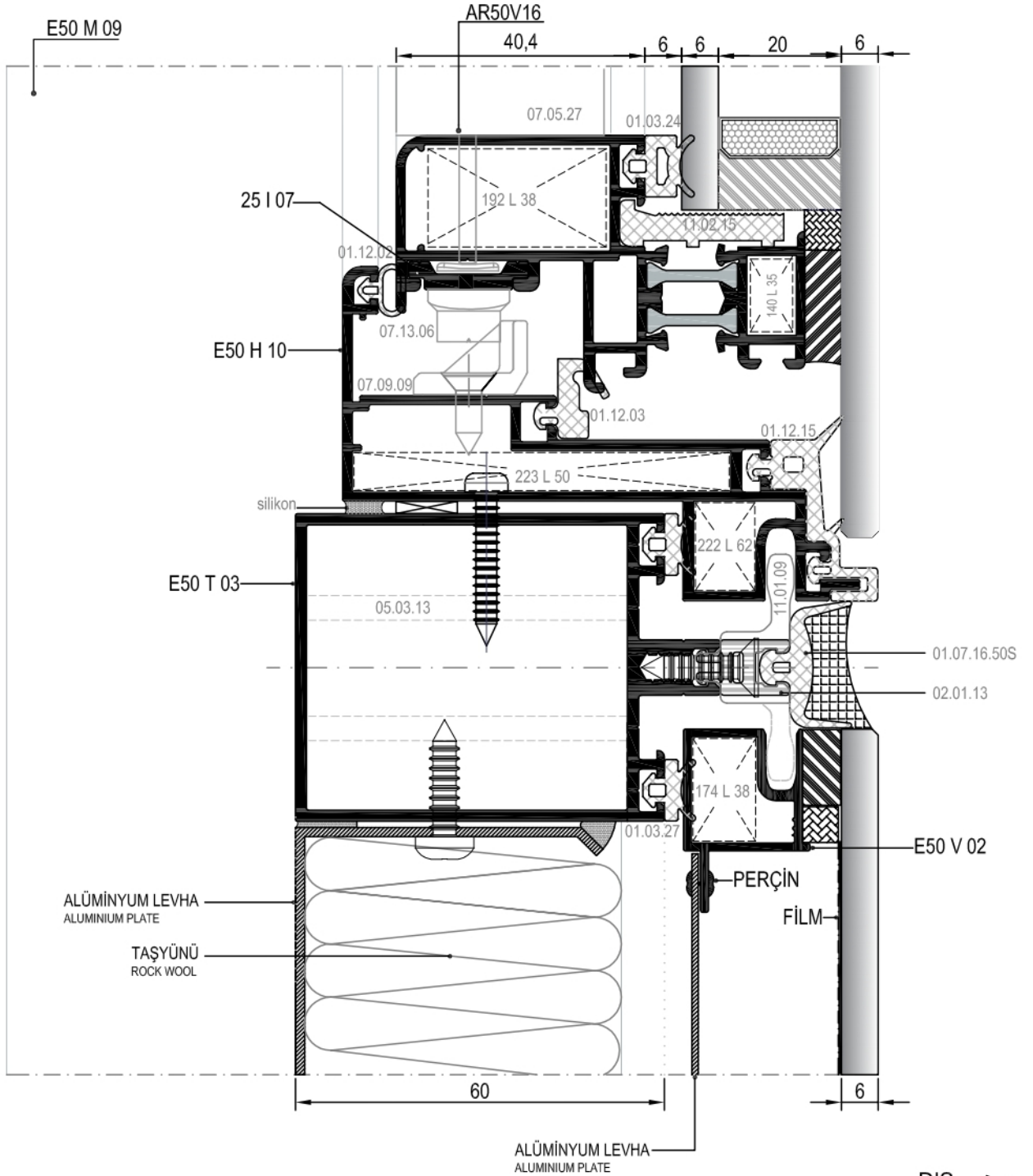
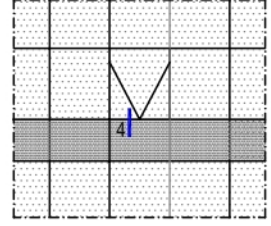
SİLİKON CEPHE DÜŞEY DETAYI  
STRUCTURAL GLAZING VERTICAL DETAIL



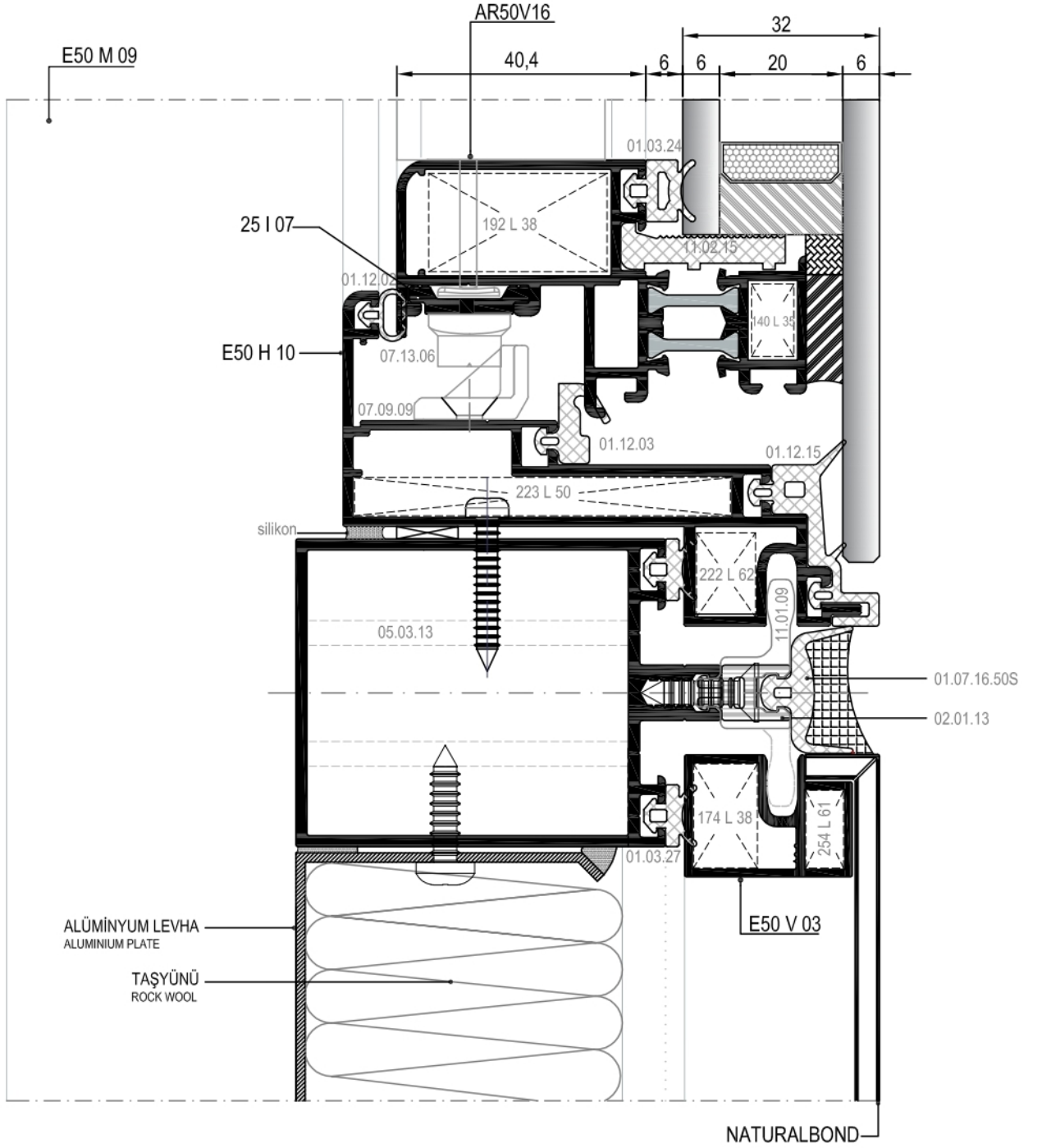
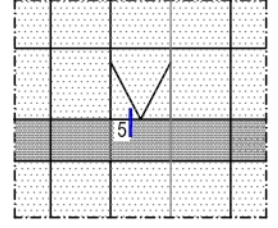
③ DETAYI  
DETAIL

DIŞ  
(OUTSIDE)

SİLİKON CEPHE YATAY DETAYI  
STRUCTURAL GLAZING HORIZONTAL DETAIL

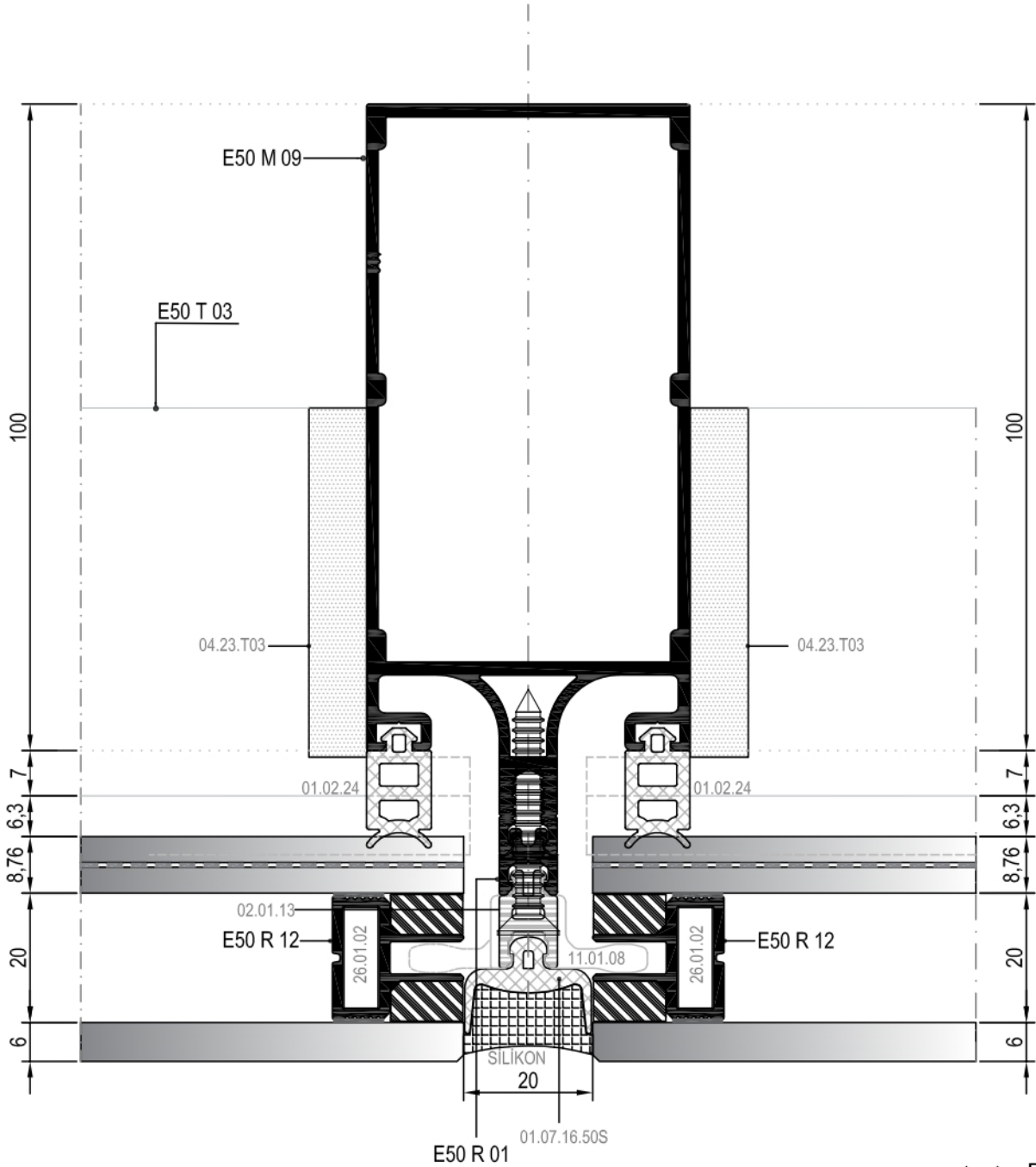
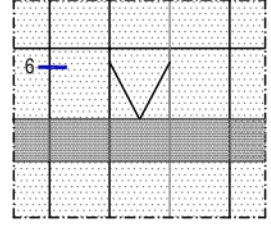


SİLİKON CEPHE YATAY DETAYI  
STRUCTURAL GLAZING HORIZONTAL DETAIL





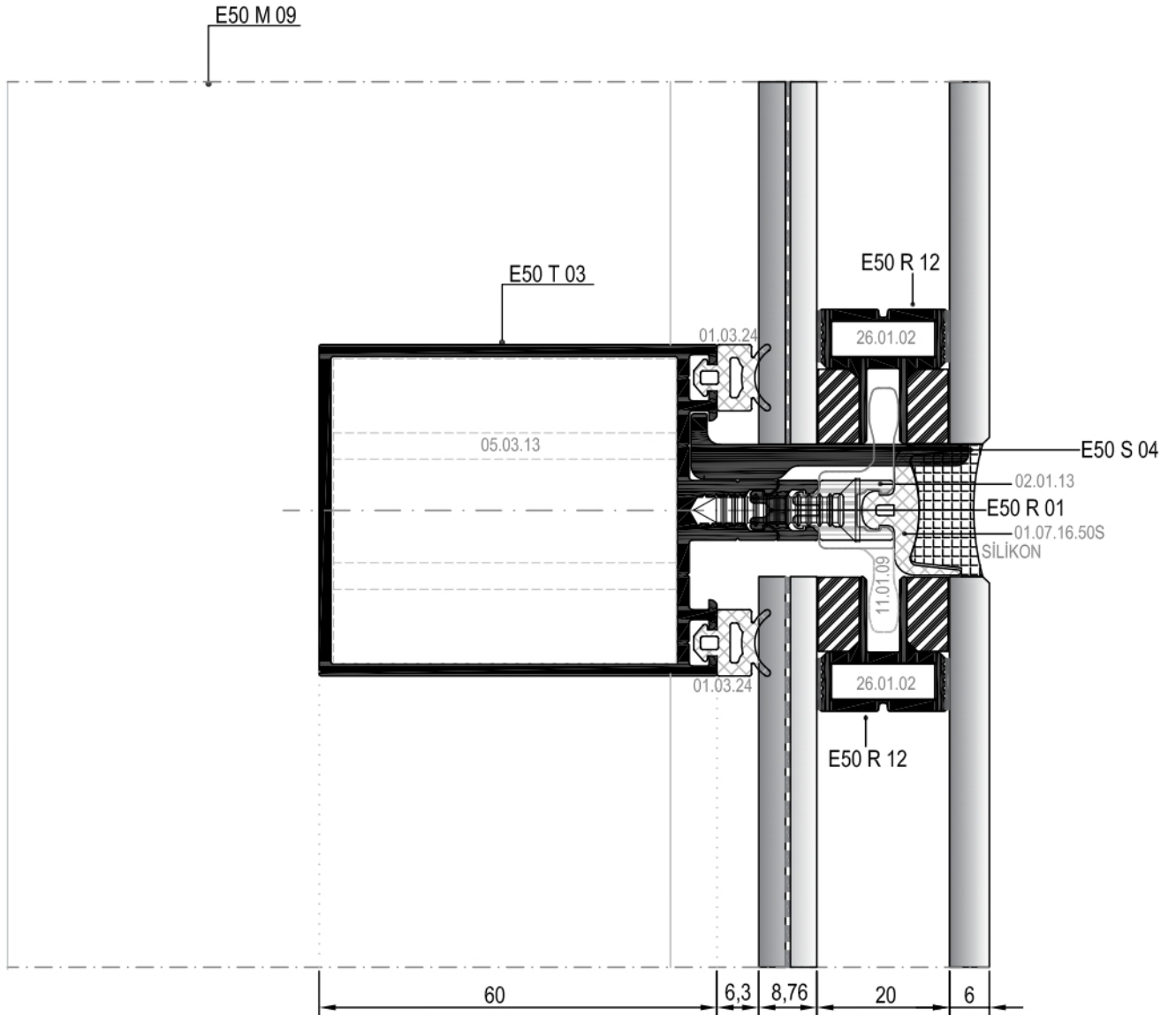
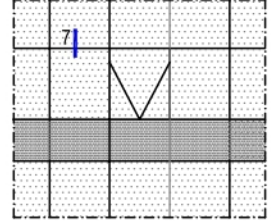
SİLİKON CEPHE DÜŞEY DETAYI  
STRUCTURAL GLAZING VERTICAL DETAIL



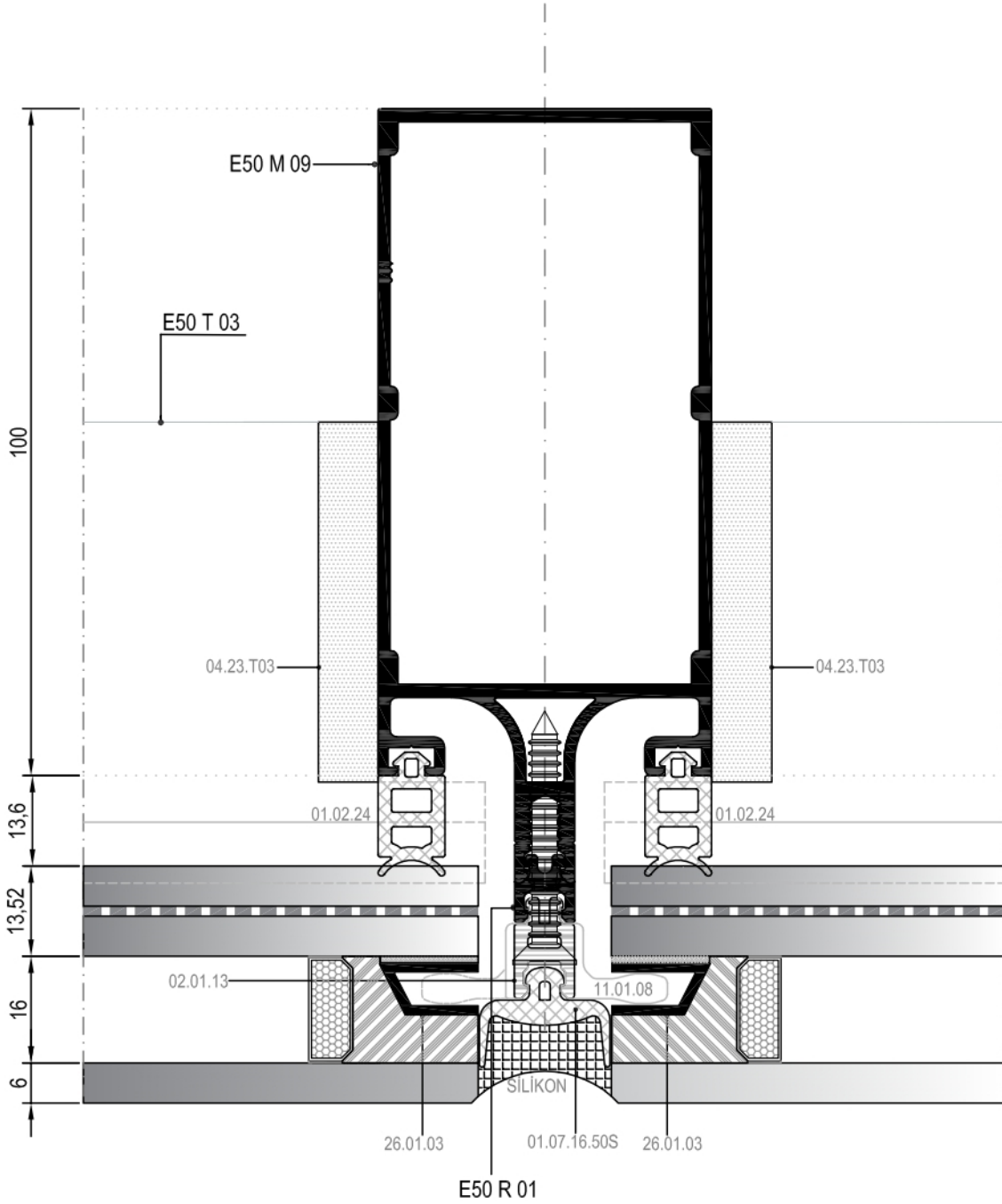
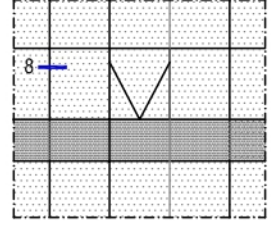
⑥ DETAYI  
DETAIL

DIŞ  
(OUTSIDE)

SİLİKON CEPHE YATAY DETAYI  
STRUCTURAL GLAZING HORIZONTAL DETAIL



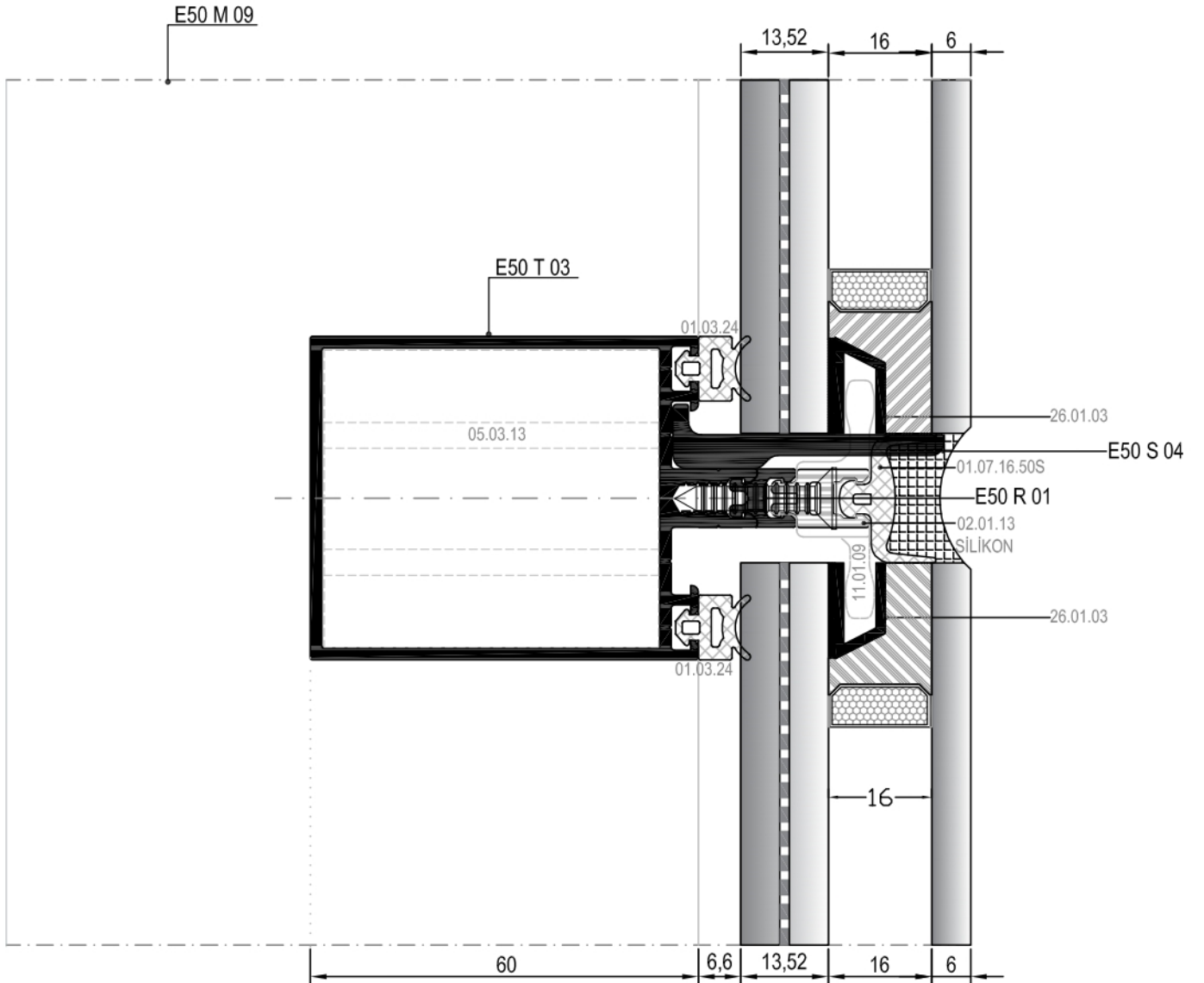
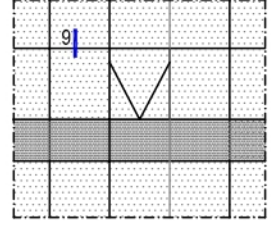
SİLİKON CEPHE DÜŞEY DETAYI  
STRUCTURAL GLAZING VERTICAL DETAIL



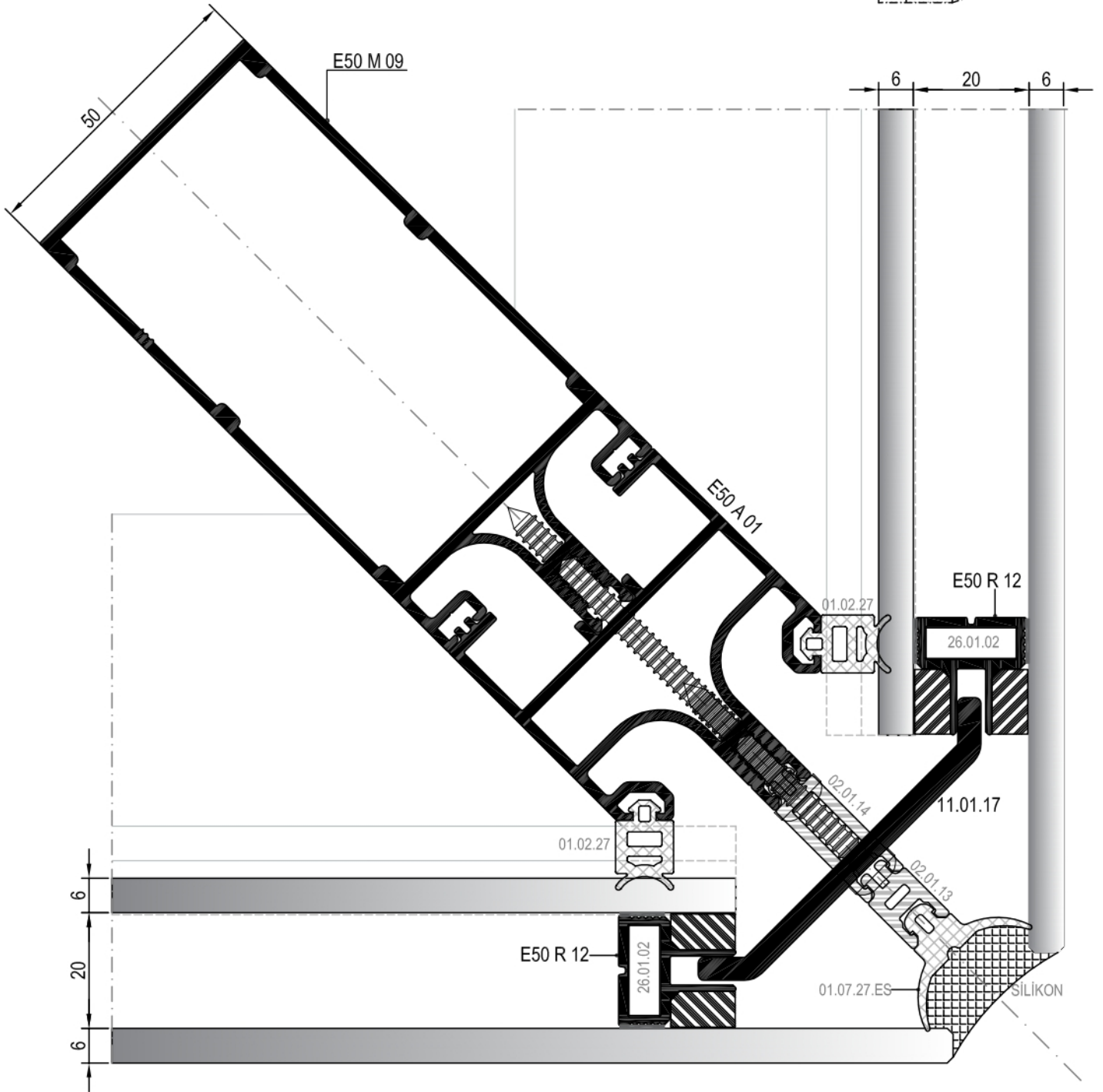
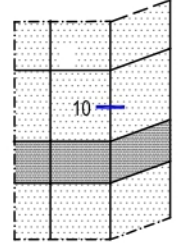
⑧ DETAYI  
DETAIL

DIŞ  
(OUTSIDE)

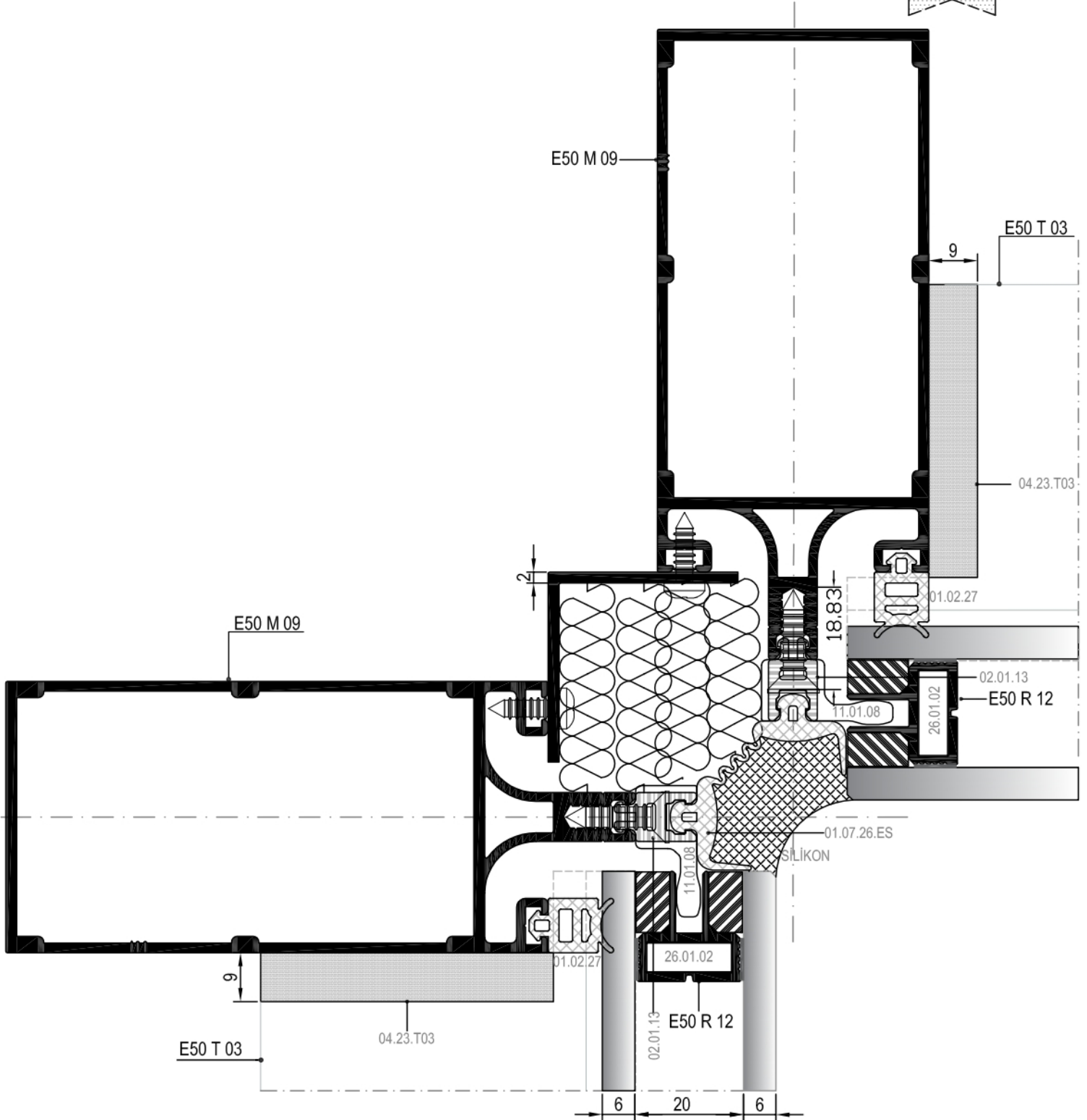
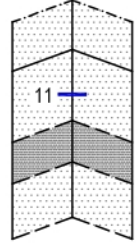
SİLİKON CEPHE YATAY DETAYI  
STRUCTURAL GLAZING HORIZONTAL DETAIL



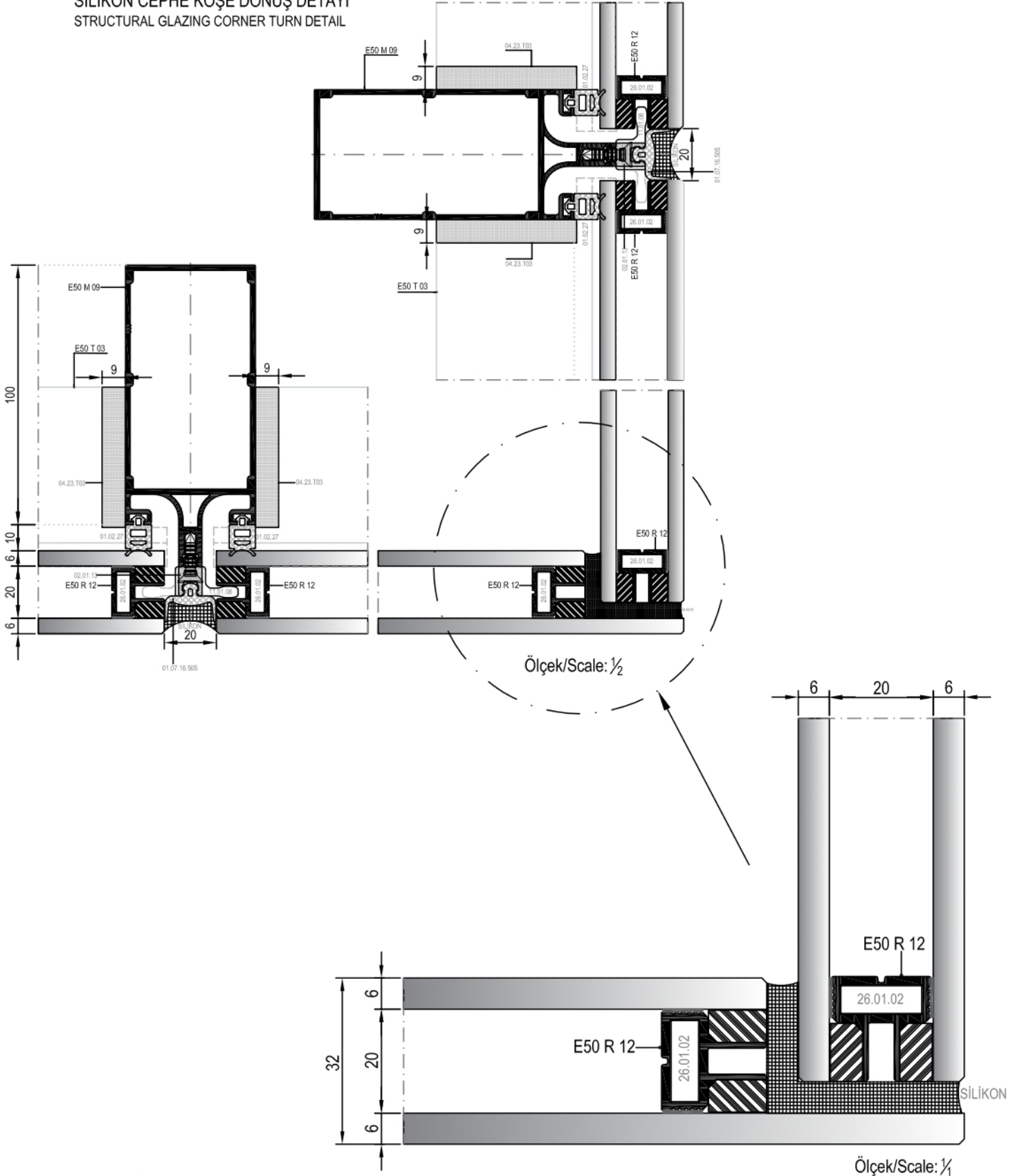
SİLİKON CEPHE KÖŞE DÖNÜŞ DETAYI  
STRUCTURAL GLAZING CORNER TURN DETAIL



SİLİKON CEPHE KÖŞE DÖNÜŞ DETAYI  
STRUCTURAL GLAZING CORNER TURN DETAIL



SİLİKON CEPHE KÖŞE DÖNÜŞ DETAYI  
STRUCTURAL GLAZING CORNER TURN DETAIL



# MİMARİ KATALOG

## ARCHITECTURAL CATALOGUE

Alüminyum Kapı Pencere ve Giydirme Cephe Sistemleri  
Aluminium Window Doors and Facade Systems



# E50

DETAYLAR

DETAILS

YARI KAPAKLI CEPHE SİSTEMİ

SEMI-STRUCTURAL SYSTEM

01

02

03

04

05

06

07

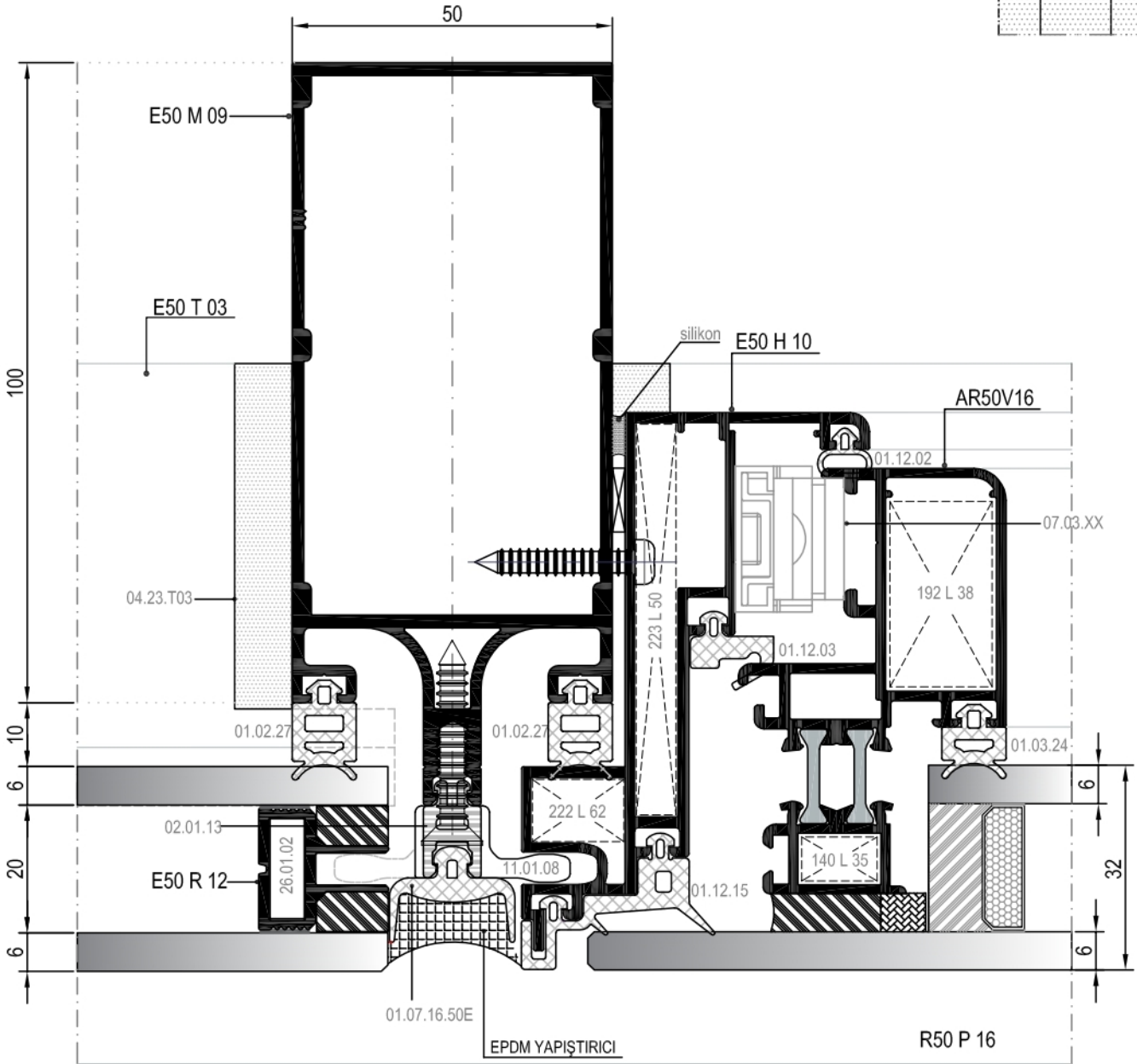
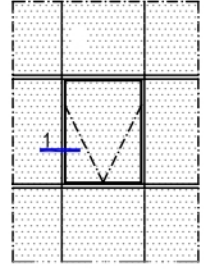
08

09

10

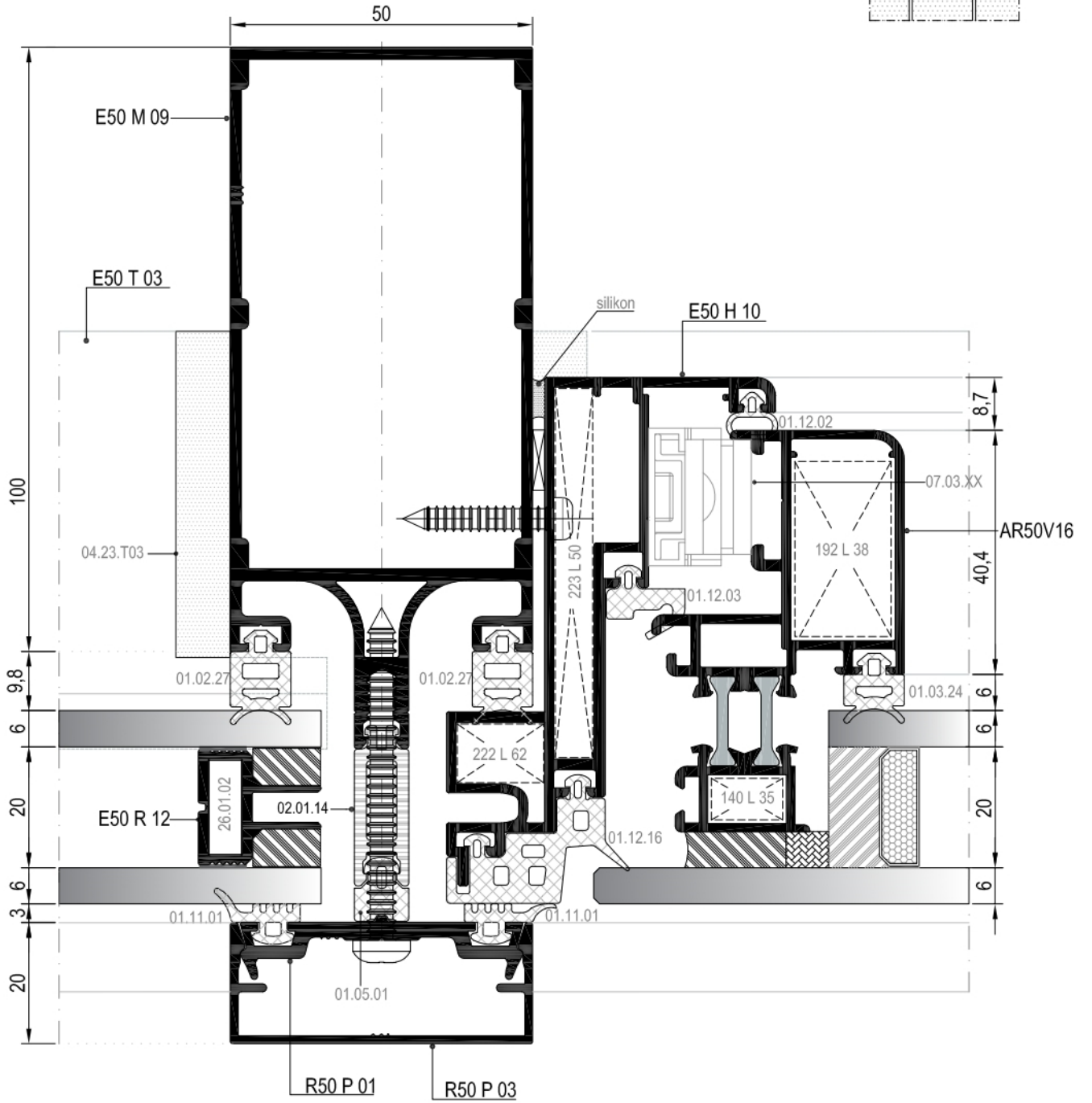
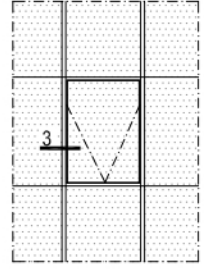


DÜŞEY SİLİKON YATAY KAPAKLI SİSTEM GİZLİ KANAT DÜŞEY DETAYI  
SEMI STRUCTURAL SYSTEM HIDDEN VENT VERTICAL DETAIL





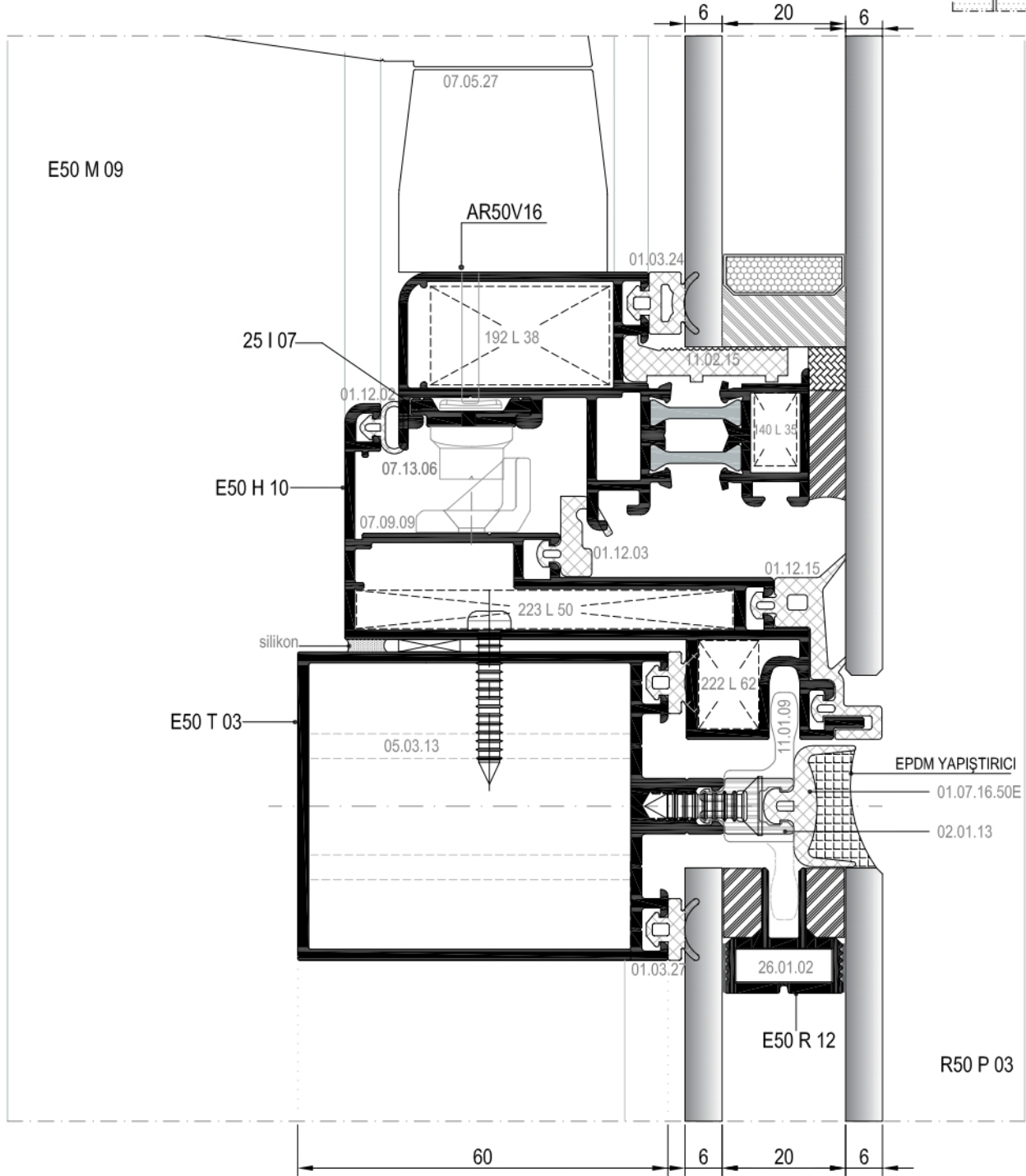
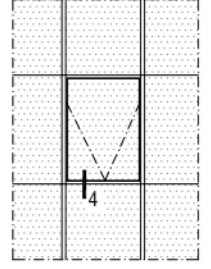
YATAY SİLİKON DÜŞEY KAPAKLI SİSTEM GİZLİ KANAT DÜŞEY DETAYI  
SEMI STRUCTURAL SYSTEM HIDDEN VENT VERTICAL DETAIL



③ DETAYI  
DETAIL

DIŞ  
(OUTSIDE)

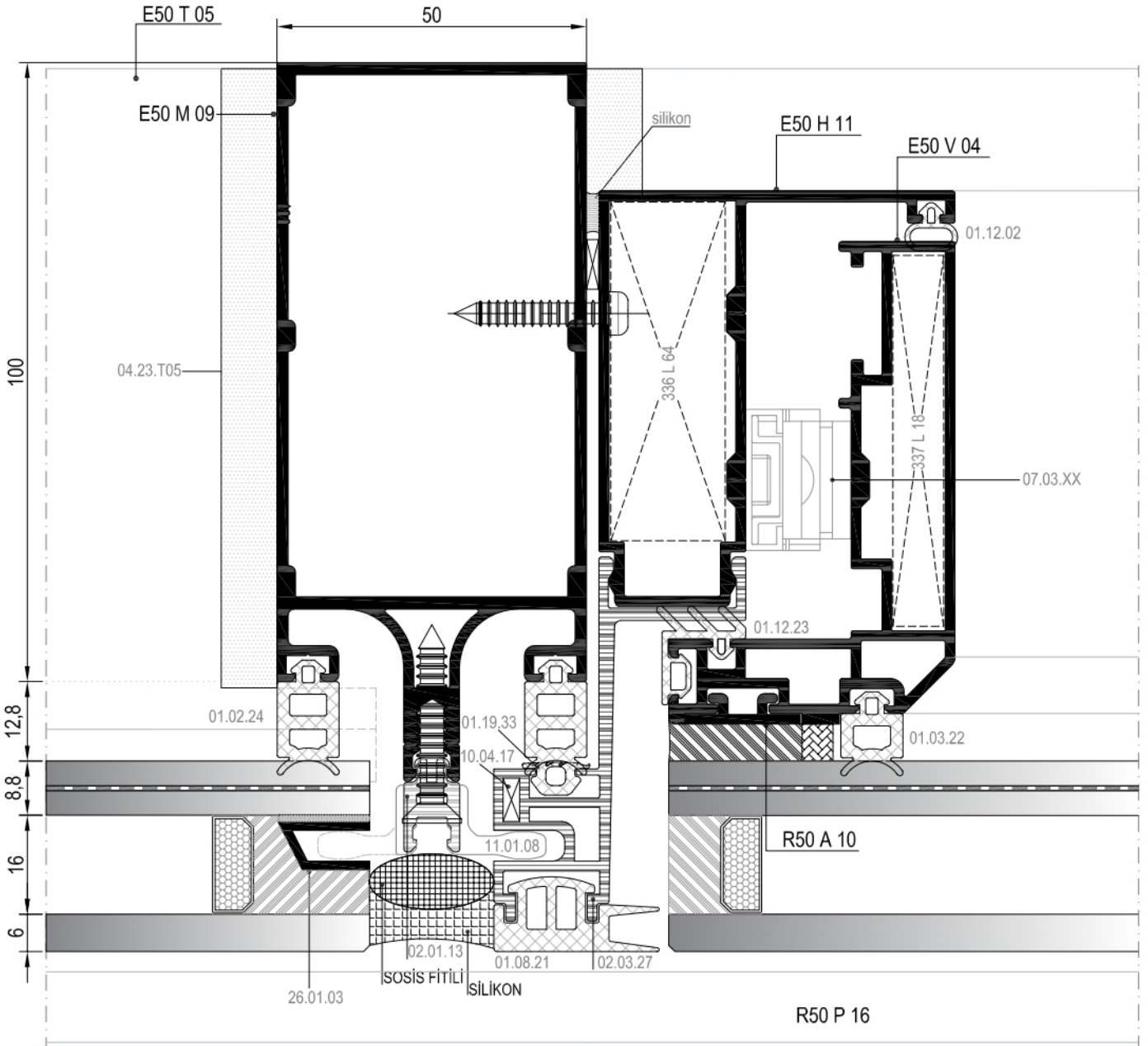
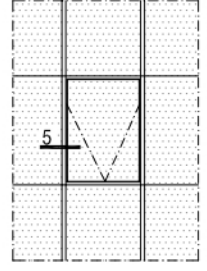
YATAY SİLİKON DÜŞEY KAPAKLI SİSTEM GİZLİ KANAT YATAY DETAYI  
SEMI STRUCTURAL SYSTEM HIDDEN VENT HORIZONTAL DETAIL



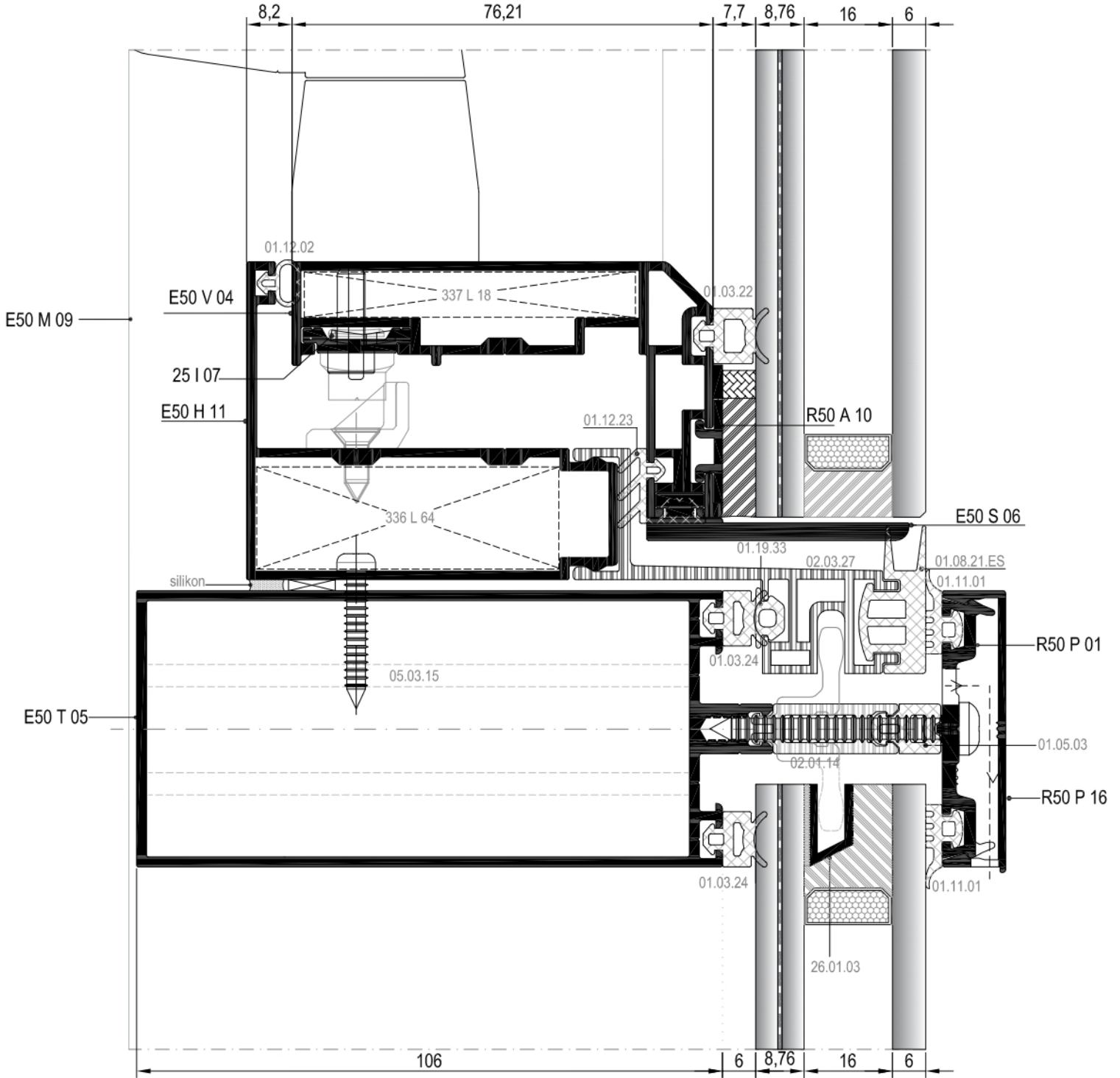
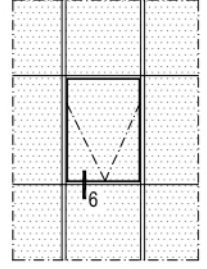
④ DETAYI  
DETAIL

DIŞ  
(OUTSIDE) ➔

DÜŞEY SİLİKON YATAY KAPAKLI SİSTEM GİZLİ KANAT DÜŞEY DETAYI  
SEMI STRUCTURAL SYSTEM HIDDEN VENT VERTICAL DETAIL



DÜŞEY SİLİKON YATAY KAPAKLI SİSTEM GİZLİ KANAT YATAY DETAYI  
SEMI STRUCTURAL SYSTEM HIDDEN VENT HORIZONTAL DETAIL



⑥ DETAYI  
DETAIL

DIŞ  
(OUTSIDE) ➔

# MİMARİ KATALOG

## ARCHITECTURAL CATALOGUE

Alüminyum Kapı Pencere ve Giydirme Cephe Sistemleri  
Aluminium Window Doors and Facade Systems



# E50

AKSESUARLAR

ACCESSORIES

01

02

03

04

05





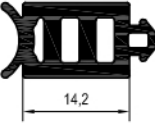

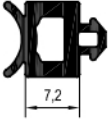

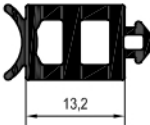



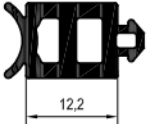







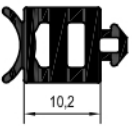







06

07


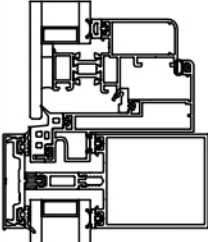

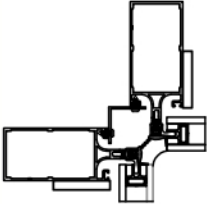



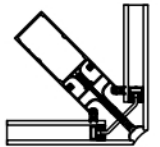










08


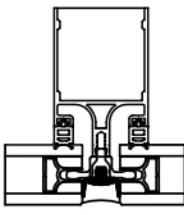

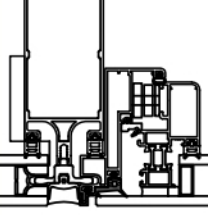

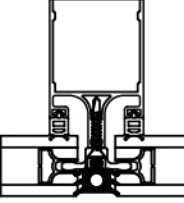
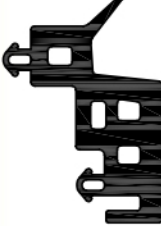
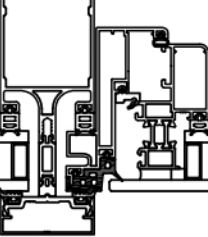

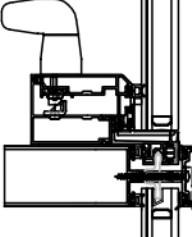

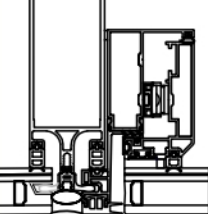


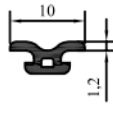
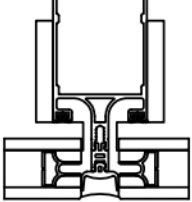

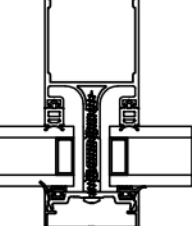

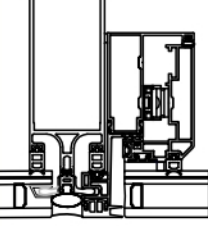

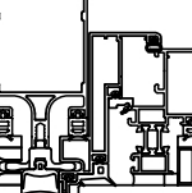

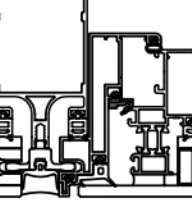
09

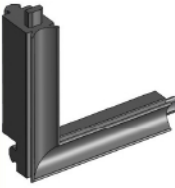

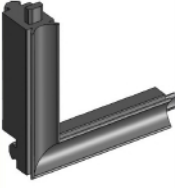
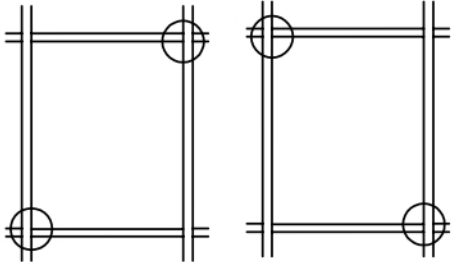

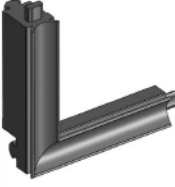

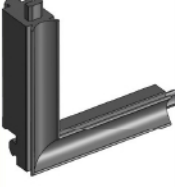
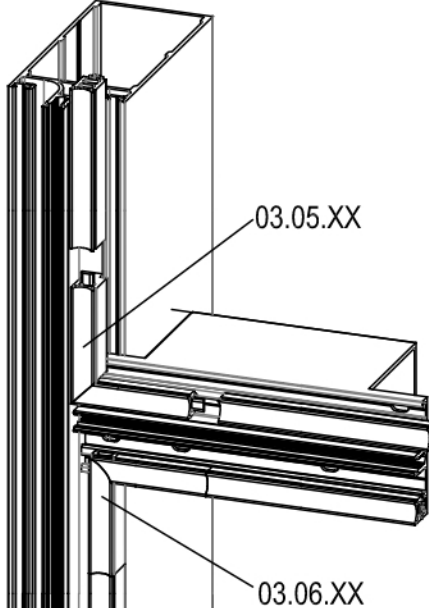

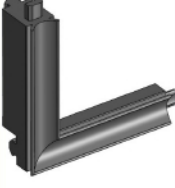



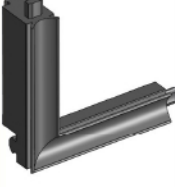

10

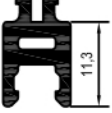
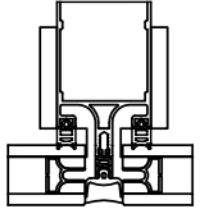

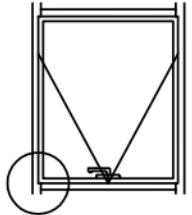
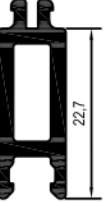
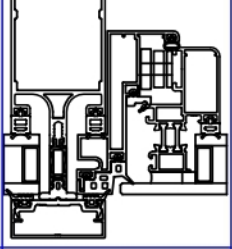
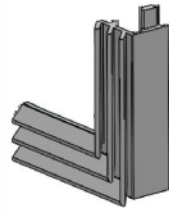
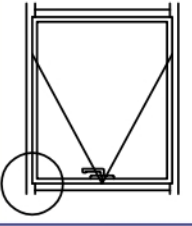
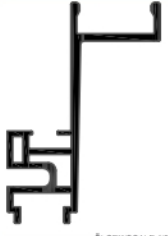
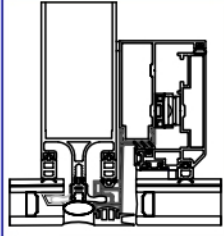

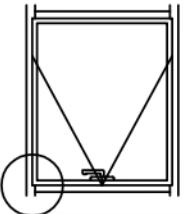
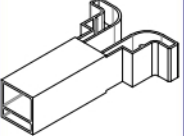
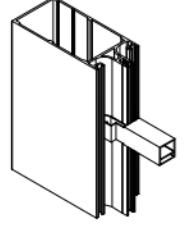
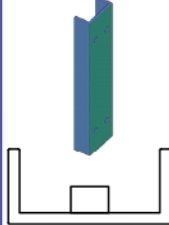
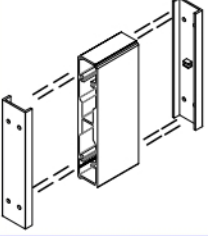

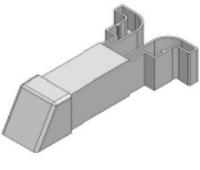
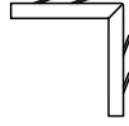
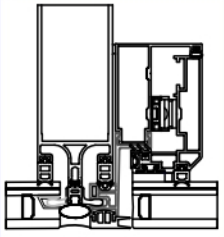
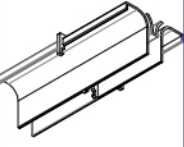
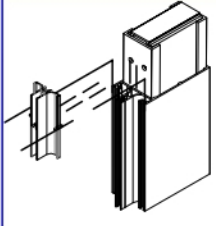

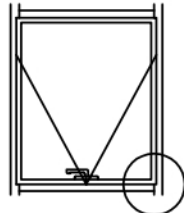
 <p>01.02.21</p> <p>CAM FİTİLİ GLAZING GASKET</p> <p>Malzeme / Material : EPDM Ağırlık / Weight : 174 gr/m Paket / Package : 86 m / 15 kg</p>		 <p>01.03.21</p> <p>CAM FİTİLİ GLAZING GASKET</p> <p>Malzeme / Material : EPDM Ağırlık / Weight : 110 gr/m Paket / Package : 136 m / 15 kg</p>	
 <p>01.02.22</p> <p>CAM FİTİLİ GLAZING GASKET</p> <p>Malzeme / Material : EPDM Ağırlık / Weight : 166 gr/m Paket / Package : 90 m / 15 kg</p>		 <p>01.03.22</p> <p>CAM FİTİLİ GLAZING GASKET</p> <p>Malzeme / Material : EPDM Ağırlık / Weight : 90 gr/m Paket / Package : 166 m / 15 kg</p>	
 <p>01.02.23</p> <p>CAM FİTİLİ GLAZING GASKET</p> <p>Malzeme / Material : EPDM Ağırlık / Weight : 145 gr/m Paket / Package : 103 m / 15 kg</p>		 <p>01.03.23</p> <p>CAM FİTİLİ GLAZING GASKET</p> <p>Malzeme / Material : EPDM Ağırlık / Weight : 85 gr/m Paket / Package : 176 m / 15 kg</p>	
 <p>01.02.24</p> <p>CAM FİTİLİ GLAZING GASKET</p> <p>Malzeme / Material : EPDM Ağırlık / Weight : 140 gr/m Paket / Package : 107 m / 15 kg</p>		 <p>01.03.24</p> <p>CAM FİTİLİ GLAZING GASKET</p> <p>Malzeme / Material : EPDM Ağırlık / Weight : 81 gr/m Paket / Package : 185 m / 15 kg</p>	
 <p>01.02.25</p> <p>CAM FİTİLİ GLAZING GASKET</p> <p>Malzeme / Material : EPDM Ağırlık / Weight : 135 gr/m Paket / Package : 111 m / 15 kg</p>		 <p>01.03.25</p> <p>CAM FİTİLİ GLAZING GASKET</p> <p>Malzeme / Material : EPDM Ağırlık / Weight : 70 gr/m Paket / Package : 214 m / 15 kg</p>	
 <p>01.02.26</p> <p>CAM FİTİLİ GLAZING GASKET</p> <p>Malzeme / Material : EPDM Ağırlık / Weight : 126 gr/m Paket / Package : 119 m / 15 kg</p>		 <p>01.03.26</p> <p>CAM FİTİLİ GLAZING GASKET</p> <p>Malzeme / Material : EPDM Ağırlık / Weight : 66 gr/m Paket / Package : 227 m / 15 kg</p>	
 <p>01.02.27</p> <p>CAM FİTİLİ GLAZING GASKET</p> <p>Malzeme / Material : EPDM Ağırlık / Weight : 116 gr/m Paket / Package : 129 m / 15 kg</p>		 <p>01.03.27</p> <p>CAM FİTİLİ GLAZING GASKET</p> <p>Malzeme / Material : EPDM Ağırlık / Weight : 56 gr/m Paket / Package : 267 m / 15 kg</p>	

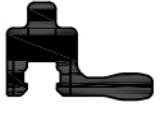
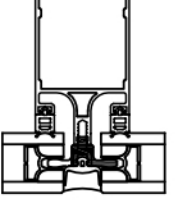
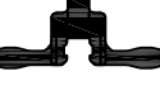
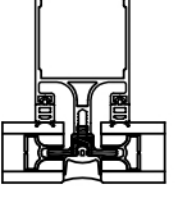

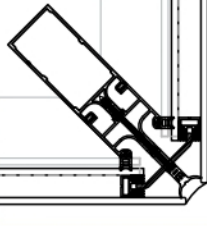

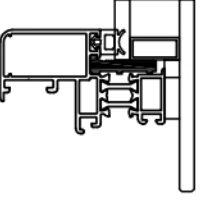
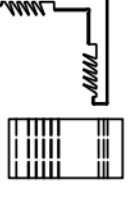
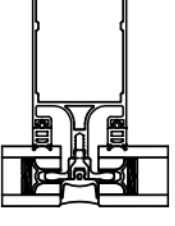

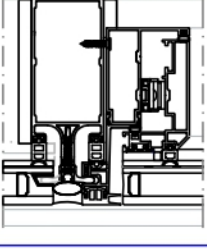

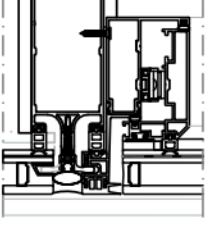


 <p>5.5</p>	<p><b>01.05.01</b></p> <p>ORTA BASKI FİTİLİ CENTRAL GASKET</p> <p>Malzeme / Material : EPDM Ağırlık / Weight : 84 gr/m Paket / Package: 178 m / 15 kg</p>			<p><b>01.07.26.ES</b></p> <p>DERZ FİTİLİ GAP GASKET</p> <p>Malzeme / Material : SİLİKON UYUMLU EPDM / Silicone compatible epdm gasket Ağırlık / Weight : gr/m Paket / Package: m / 15 kg</p>	
 <p>6.5</p>	<p><b>01.05.02</b></p> <p>ORTA BASKI FİTİLİ CENTRAL GASKET</p> <p>Malzeme / Material : EPDM Ağırlık / Weight : 92 gr/m Paket / Package: 163 m / 15 kg</p>			<p><b>01.07.27.ES</b></p> <p>DERZ FİTİLİ GAP GASKET</p> <p>Malzeme / Material : SİLİKON UYUMLU EPDM / Silicone compatible epdm gasket Ağırlık / Weight : gr/m Paket / Package: m / 15 kg</p>	
 <p>7.5</p>	<p><b>01.05.03</b></p> <p>ORTA BASKI FİTİLİ CENTRAL GASKET</p> <p>Malzeme / Material : EPDM Ağırlık / Weight : 98 gr/m Paket / Package: 153 m / 15 kg</p>				
 <p>8.5</p>	<p><b>01.05.04</b></p> <p>ORTA BASKI FİTİLİ CENTRAL GASKET</p> <p>Malzeme / Material : EPDM Ağırlık / Weight : 102 gr/m Paket / Package: 147 m / 15 kg</p>				
 <p>9.5</p>	<p><b>01.05.05</b></p> <p>ORTA BASKI FİTİLİ CENTRAL GASKET</p> <p>Malzeme / Material : EPDM Ağırlık / Weight : 134 gr/m Paket / Package: 112 m / 15 kg</p>				
 <p>10.5</p>	<p><b>01.05.06</b></p> <p>ORTA BASKI FİTİLİ CENTRAL GASKET</p> <p>Malzeme / Material : EPDM Ağırlık / Weight : 107 gr/m Paket / Package: 140 m / 15 kg</p>				
 <p>12.5</p>	<p><b>01.05.08</b></p> <p>ORTA BASKI FİTİLİ CENTRAL GASKET</p> <p>Malzeme / Material : EPDM Ağırlık / Weight : 125 gr/m Paket / Package: 120 m / 15 kg</p>				

	<p><b>01.07.16.ES</b> DERZ FİTİLİ GAP GASKET  Malzeme / Material : SİLİKON UYUMLU EPDM / Silicone compatible epdm gasket Ağırlık / Weight : 108 gr/m Paket / Package: 138 m / 15 kg</p>			<p><b>01.12.15.ES</b> KASA FİTİLİ FRAME GASKET  Malzeme / Material : SİLİKON UYUMLU EPDM / Silicone compatible epdm gasket Ağırlık / Weight : 190 gr/m Paket / Package: 79 m / 15 kg</p>	
	<p><b>01.07.18</b> DERZ FİTİLİ GAP GASKET  Malzeme / Material : EPDM Ağırlık / Weight : 221 gr/m Paket / Package: 67 m / 15 kg</p>			<p><b>01.12.16</b> KASA FİTİLİ FRAME GASKET  Malzeme / Material : EPDM Ağırlık / Weight : 290 gr/m Paket / Package: 47 m / 15 kg</p>	
	<p><b>01.08.21.ES</b> KANAT FİTİLİ VENT GASKET  Malzeme / Material : SİLİKON UYUMLU EPDM / Silicone compatible epdm gasket Ağırlık / Weight : 200 gr/m Paket / Package: 75 m / 15 kg</p>			<p><b>01.12.23</b> KANAT BİNİ FİTİLİ VENT GASKET  Malzeme / Material : EPDM Ağırlık / Weight : 90 gr/m Paket / Package: 167 m / 15 kg</p>	
	<p><b>01.08.22.ES</b> KANAT FİTİLİ VENT GASKET  Malzeme / Material : SİLİKON UYUMLU EPDM / Silicone compatible epdm gasket Ağırlık / Weight : 263 gr/m Paket / Package: 57 m / 15 kg</p>			<p><b>01.14.01</b> BİTİŞ FİTİLİ FINISH GASKET  Malzeme / Material : EPDM Ağırlık / Weight : 30 gr/m Paket / Package: 500 m / 15 kg</p>	
	<p><b>01.11.01</b> DIŞ CAM FİTİLİ GLAZING GASKET (OUT)  Malzeme / Material : EPDM Ağırlık / Weight : 60 gr/m Paket / Package: 250 m / 15 kg</p>			<p><b>01.19.33</b> KASA ADAPTÖR FİTİLİ FRAME ADAPTER GASKET  Malzeme / Material : EPDM Ağırlık / Weight : 42 gr/m Paket / Package: 357,1 m / 15 kg</p>	
	<p><b>01.12.02</b> KASET BİNİ FİTİLİ ACOUSTICAL GASKET  Malzeme / Material : EPDM Ağırlık / Weight : 32 gr/m Paket / Package: 468 m / 15 kg</p>				
	<p><b>01.12.03</b> KASET BİNİ FİTİLİ ACOUSTICAL GASKET  Malzeme / Material : EPDM Ağırlık / Weight : 84 gr/m Paket / Package: 178 m / 15 kg</p>				

	<p><b>03.05.21</b></p> <p>KÖŞE FİTİLİ (SAĞ) CORNER GASKET (LEFT)</p> <p>Malzeme / Material : EPDM 01.02.21 - 01.03.21</p>			<p><b>03.06.21</b></p> <p>KÖŞE FİTİLİ (SOL) CORNER GASKET (RIGHT)</p> <p>Malzeme / Material : EPDM 01.02.21 - 01.03.21</p>
	<p><b>03.05.22</b></p> <p>KÖŞE FİTİLİ (SAĞ) CORNER GASKET (LEFT)</p> <p>Malzeme / Material : EPDM 01.02.22 - 01.03.22</p>			<p><b>03.06.22</b></p> <p>KÖŞE FİTİLİ (SOL) CORNER GASKET (RIGHT)</p> <p>Malzeme / Material : EPDM 01.02.22 - 01.03.22</p>
	<p><b>03.05.23</b></p> <p>KÖŞE FİTİLİ (SAĞ) CORNER GASKET (LEFT)</p> <p>Malzeme / Material : EPDM 01.02.23 - 01.03.23</p>			<p><b>03.06.23</b></p> <p>KÖŞE FİTİLİ (SOL) CORNER GASKET (RIGHT)</p> <p>Malzeme / Material : EPDM 01.02.23 - 01.03.23</p>
	<p><b>03.05.24</b></p> <p>KÖŞE FİTİLİ (SAĞ) CORNER GASKET (LEFT)</p> <p>Malzeme / Material : EPDM 01.02.24 - 01.03.24</p>			<p><b>03.06.24</b></p> <p>KÖŞE FİTİLİ (SOL) CORNER GASKET (RIGHT)</p> <p>Malzeme / Material : EPDM 01.02.24 - 01.03.24</p>
	<p><b>03.05.25</b></p> <p>KÖŞE FİTİLİ (SAĞ) CORNER GASKET (LEFT)</p> <p>Malzeme / Material : EPDM 01.02.25 - 01.03.25</p>			<p><b>03.06.25</b></p> <p>KÖŞE FİTİLİ (SOL) CORNER GASKET (RIGHT)</p> <p>Malzeme / Material : EPDM 01.02.25 - 01.03.25</p>
	<p><b>03.05.26</b></p> <p>KÖŞE FİTİLİ (SAĞ) CORNER GASKET (LEFT)</p> <p>Malzeme / Material : EPDM 01.02.26 - 01.03.26</p>			<p><b>03.06.26</b></p> <p>KÖŞE FİTİLİ (SOL) CORNER GASKET (RIGHT)</p> <p>Malzeme / Material : EPDM 01.02.26 - 01.03.26</p>
	<p><b>03.05.27</b></p> <p>KÖŞE FİTİLİ (SAĞ) CORNER GASKET (LEFT)</p> <p>Malzeme / Material : EPDM 01.02.27 - 01.03.27</p>			<p><b>03.06.27</b></p> <p>KÖŞE FİTİLİ (SOL) CORNER GASKET (RIGHT)</p> <p>Malzeme / Material : EPDM 01.02.27 - 01.03.27</p>

 <p>11,3</p>	<p><b>02.01.13</b></p> <p>PVC PROFİL PVC PROFILE</p> <p>Malzeme / Material : PVC</p>			<p><b>03.06.09</b></p> <p>KÖŞE ENJEKSİYON FİTİLİ CORNER GASKET 01.12.16 İÇİN / FOR 01.12.16</p> <p>Malzeme / Material : EPDM</p>	
 <p>22,7</p>	<p><b>02.01.14</b></p> <p>PVC PROFİL PVC PROFILE</p> <p>Malzeme / Material : PVC</p>			<p><b>03.07.05</b></p> <p>KÖŞE ENJEKSİYON FİTİLİ CORNER GASKET 01.12.23 İÇİN / FOR 01.12.23</p> <p>Malzeme / Material : EPDM</p>	
 <p>ÖLÇEK/SCALE:1/2</p>	<p><b>02.03.27</b></p> <p>KASA İÇİN PVC PROFİL PVC PROFILE FOR FRAME</p> <p>Malzeme / Material : PVC</p>			<p><b>03.07.06.ES</b></p> <p>KÖŞE ENJEKSİYON FİTİLİ CORNER GASKET 01.08.21 İÇİN / FOR 01.08.21</p> <p>Malzeme / Material : SİLİKON UYUMLU EPDM / Silicone compatible epdm gasket</p>	
	<p><b>03.01.04</b></p> <p>SU TAHLİYE PARÇASI (ÇÖRTEN) WATER DRAINAGE PIECE</p> <p>Malzeme / Material : PVC</p>			<p><b>04.10.38</b></p> <p>DİLATASYON PROFİL KAPAĞI DILATATION COVER PROFILE</p> <p>Malzeme / Material : PVC</p>	
	<p><b>04.02.08</b></p> <p>SU TAHLİYE PARÇASI KAPAĞI WATER DRAINAGE PIECE CAP</p> <p>Malzeme / Material : PVC</p>			<p><b>10.04.17</b></p> <p>SAC KÖŞE ÇAVUŞU CORNER CLEAT 02.03.27 İÇİN / FOR 02.03.27</p> <p>Malzeme / Material : IRON PLATE</p>	
	<p><b>03.01.05</b></p> <p>TAHLİYE EK PARÇASI DISCHARGE FITTINGS</p> <p>Malzeme / Material : PVC</p>				
	<p><b>03.06.08</b></p> <p>KÖŞE ENJEKSİYON FİTİLİ CORNER GASKET 01.12.15 İÇİN / FOR 01.12.15</p> <p>Malzeme / Material : SİLİKON UYUMLU EPDM / Silicone compatible epdm gasket</p>				

	<p>11.01.08</p> <p>TEKLİ CAM TUTUCU SINGLE GLASS HOLDER</p> <p>Malzeme / Material : Zamak</p>				
	<p>11.01.09</p> <p>ÇİFTLİ CAM TUTUCU DOUBLE GLASS HOLDER</p> <p>Malzeme / Material : Zamak</p>				
	<p>11.01.17</p> <p>KÖŞE İÇİN CAM TUTUCU PARÇASI GLASS HOLDER PART FOR CORNER</p> <p>Malzeme / Material : Alüminyum</p>				
	<p>11.02.15</p> <p>CAM TAKOZU GLASS SUPPORT</p> <p>Malzeme / Material : PVC</p>				
	<p>26.01.02</p> <p>KÖŞE TAKOZU CORNER CLEAT E50 R 12 İÇİN / FOR E50 R 12</p> <p>Malzeme / Material : PVC</p>				
	<p>26.01.03</p> <p>PARÇA U ÇİTA PROFİLİ U PROFILE PIECE</p> <p>Malzeme / Material : Aluminium Band</p>				
	<p>02.02.05</p> <p>ÇİFT TARAFI YAPIŞKANLI BANT DOUBLE SIDED ADHESIVE TAPE</p> <p>Malzeme / Material :Bant Kalınlık / Thickness : 1mm</p>				

CEPHE MAKASLARI / ARMS FOR CURTAIN WALL



GIESSE CEPHE MAKASLARI  
GIESSE ARMS FOR CURTAIN WALL

Malzeme / Material : Paslanmaz Çelik  
Stainless Steel

EN 13126-6 : 2007

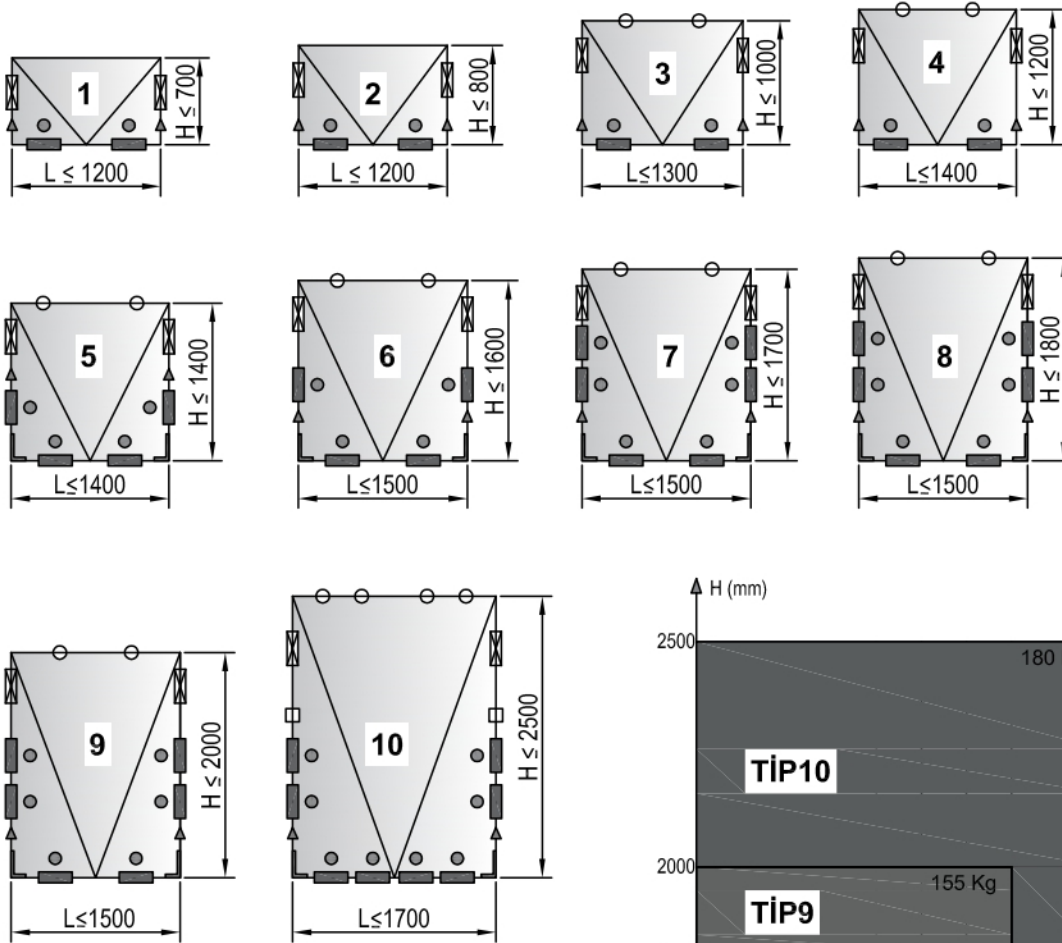
GIESSE DIŐA AÇILIM MAKAS GIESSE ARM FOR TOP HUNG	MAKAS BOYU ARM LENGHT		KANAT GENİŐLİĐİ SASH WIDTH (mm)	KANAT YÜKSEKLİĐİ SASH HEIGHT (mm)	KANAT AĐIRLIĐI SASH WEIGHT (Kg)	MAX.AÇMA DERECEŐİ MAX.OPENING ANGLE
	INCH	MM				
07.03.14	10"	261,5	1200	700	50 kg	35°
07.03.02	12"	317	1200	800	60 kg	30° / 35°
07.03.03	14"	352	1300	1000	69,5 kg	30° / 35°
07.03.13	16"	353,5	1400	1200	88,5 kg	25° / 30°
07.03.04	18"	458,5	1400	1400	102 kg	25° / 30°
07.03.12	20"	511,5	1500	1600	135 kg	20° / 25°
07.03.15	22"	556,5	1500	1700	137 kg	20° / 25°
07.03.16	24"	602,5	1500	1800	139 kg	20° / 25°
07.03.17	28"	707,5	1500	2000	155 kg	10° / 15° / 20°
07.03.18*	26"	690	*1700	*2500	*180 kg	*7°

ÖZEL RÜZGAR YÜKÜ KOŐULLARI İÇİN SİPARİŐ ÖNCESİ BİLGİ ALINMALIDIR.  
FOR SPECIAL WIND LOAD CONDITIONS TAKE ADDITIONAL INFORMATION BEFORE ORDERING.

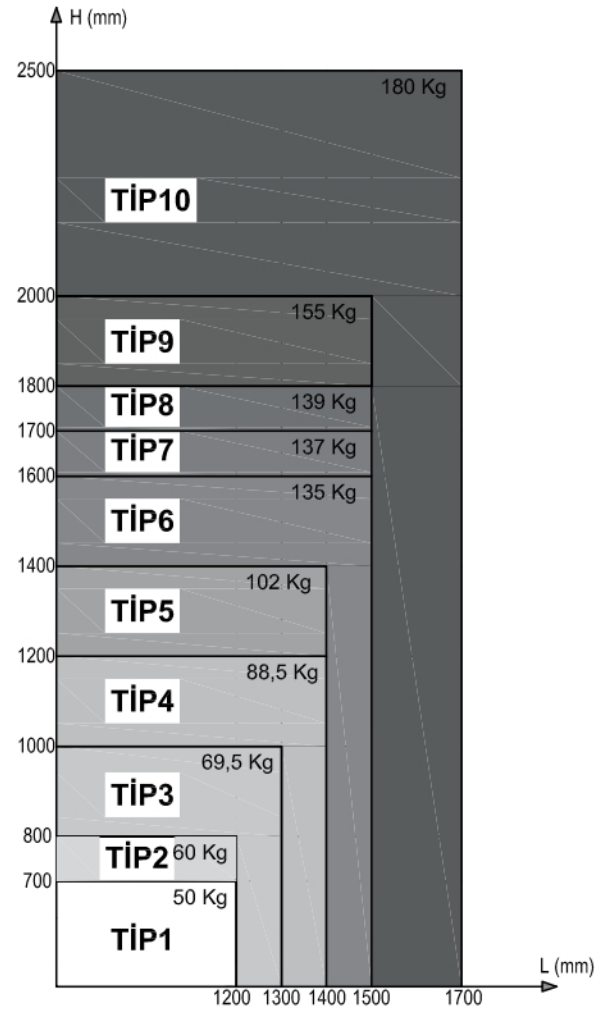
\*07.03.18 KODLU MAKAS İLAVE LİMİTLEME MAKASI İLE BİRLİKTE KULLANILMALIDIR.  
07.03.18 ARM MUST BE USED WITH ADDITIONAL LASER ARM

KİLİTLEME SETLERİ / LOCKING KITS

KANAT EBATLARINA GÖRE KİLİTLEME TİPLERİ  
TYPES OF LOCKING KITS FOR TOP HUNG WINDOW



		07.03.xx
		07.09.09
		07.13.06
		11.01.01
		07.09.10
		07.21.02
		07.03.19



KİLİTLEME SETLERİ TABLOSU / LOCKING KITS TABLE

KİLİTLEME TİPLERİNE GÖRE AKSESUAR SEÇİM TABLOSU  
ACCESSORIES SELECTION TABLE ACCORDING TO LOCKING TYPES

TİP TYPE	MAKAS (tk) ARM (tk)	07.05.27 CEPHE KOLU HANDLE	07.25.03 KOL BAĞLANTISI CONNECTION ROD	07.09.09 KARŞILIK STRIKER	07.13.06 PİM PAWL	11.01.01 KANAT YAN TAKOZU SUPPORT BLOCK	07.09.10 ÜST KİLİTLEME BURGLAR BOLT	07.21.02 KÖŞE DÖNME CORNER DRIVE	07.03.19 LİMİTLEME MAKASI LASER ARM
1	07.03.14	1	2	2	2	2			
2	07.03.02	1	2	2	2	2			
3	07.03.03	1	2	2	2	2	2		
4	07.03.13	1	2	2	2	2	2		
5	07.03.04	1	2	4	4	2	2	2	
6	07.03.12	1	2	4	4	2	2	2	
7	07.03.15	1	2	6	6	2	2	2	
8	07.03.16	1	2	6	6	2	2	2	
9	07.03.17	1	2	6	6	2	2	2	
10	07.03.18	1	2	8	8	2	4	2	2

\*\*\*Giesse kol ve kilitleme aksesuarları 25 I 07 tjj profili ile kullanılmalıdır.  
Giesse handle and locking accessories should be used with 25 I 07 rod profile



PARALEL MAKASLAR / PARALLEL ARMS



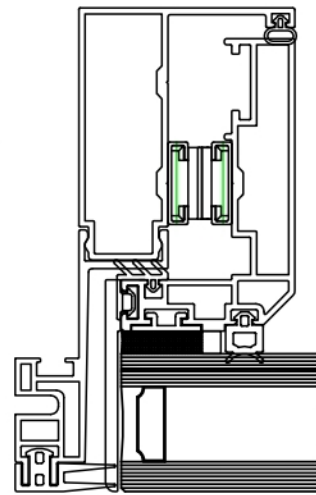
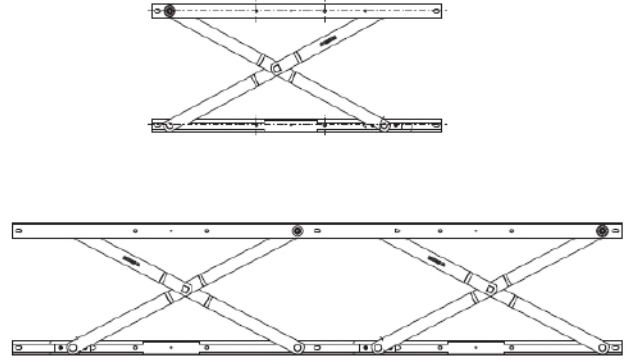
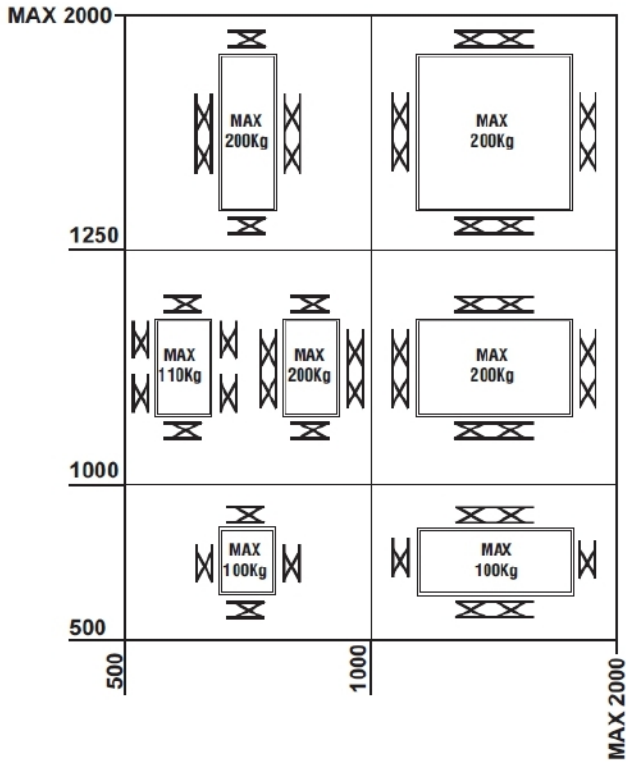
07.03.26

GIESSE PARALEL MAKAS (TEKLİ)  
GIESSE PARALLEL ARMS (SINGLE)



07.03.27

GIESSE PARALEL MAKAS (ÇİFTLİ)  
GIESSE PARALLEL MAKAS (DOUBLE)



Ölçek/Scale: 1/1

\*\* > 60kg ağırlığındaki veya > 1250x1250mm büyüklüğündeki kanatlar için motor kullanılmalıdır.  
For sashes weighing > 60 kg or sized > 1250 x 1250 mm it is required to use a sash opening and closing system that uses motors.

PENCERE MOTORLARI / WINDOW MOTORS

KOD CODE	AÇIKLAMA DESCRIPTION
07.28.05	GIESSE ZİNCİRLİ PENCERE MOTORU / GIESSE VARIA SLIM RADIO
07.28.07	GIESSE ZİNCİRLİ PENCERE MOTORU / GIESSE VARIA SLIM
07.28.08	GIESSE ZİNCİRLİ PENCERE MOTORU / GIESSE VARIA SLIM



KOD CODE	AÇIKLAMA DESCRIPTION
07.28.03	GIESSE PİSTONLU PENCERE MOTORU / GIESSE VARIA SLIM



KOD CODE	AÇIKLAMA DESCRIPTION
07.28.09	GIESSE UZAKTAN KUMANDA / GIESSE REMOTE CONTROL



GIESSE KANAT AÇILIM AKSESUARLARI / GIESSE OPENING ACCESSORIES FOR TOP - HUNG WINDOW



07.05.27

GIESSE CEPHE KOLU  
GIESSE HANDLE FOR CURTAIN WALL

Renk / Colour : Siyah-Gri  
Black-Grey



07.25.03

GIESSE KOL BAĞLANTI PARÇASI  
GIESSE CONNECTION ROD

Malzeme / Material : Zamak

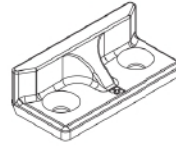
07.05.27 Kol için / For Handle 07.05.27



07.13.06

GIESSE AYARLI PİM  
GIESSE ADJUSTABLE LOCKING PAWL

Malzeme / Material : Zamak / Zamak



07.09.09

GIESSE PİM KARŞILIĞI  
GIESSE STRIKER

Malzeme / Material : Zamak / Zamak



07.09.10

GIESSE ÜST KİLİTLEME  
GIESSE BURGLAR BOLT

Malzeme / Material : Zamak / Poliamid  
Zamak / Polyamide



07.21.02

GIESSE KÖŞE DÖNME  
GIESSE CORNER DRIVE

Malzeme / Material : Zamak / Zamak



07.03.19

GIESSE LİMİTLEME MAKASI  
GIESSE LASER ARM

## KANAT AÇILIM AKSESUARLARI / OPENING ACCESSORIES FOR TOP - HUNG WINDOW



07.05.23

RESCARA CEPHE KOLU  
HANDLE FOR CURTAIN WALLRenk / Colour : Beyaz-Gri-Ham  
White-Grey-Pres

07.13.05

PİM  
PIN

07.05.23 Kol için / For Handle 07.05.23



07.09.05

PİM KARŞILIĞI  
LOCK PLATE

Malzeme / Material : Zamak




07.21.03

RESCARA KÖŞE DÖNME  
RESCARA CORNER DRIVE

Malzeme / Material : Zamak / Zamak

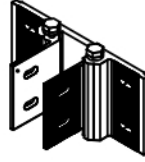
## DİĞER / OTHERS



08.01.01

SABİT ANKRAJ + PUL  
FIX ANCHORAGE - ROVE

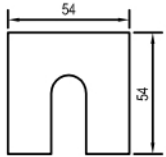

Malzeme / Material : Alüminyum / Aluminium



08.01.02

HAREKETLİ ANKRAJ + PUL  
MOVE ANCHORAGE + ROVE

Malzeme / Material : Alüminyum / Aluminium



04.09.01

SABİT ANKRAJ İÇİ PLASTİĞİ  
PVC FOR ANCHORAGE

Malzeme / Material : PVC